

**CITY OF LANESBORO, MINNESOTA**

**FINANCIAL STATEMENTS**

**DECEMBER 31, 2016**



**CITY OF LANESBORO, MINNESOTA**  
**FINANCIAL STATEMENTS**  
**For the Year Ended December 31, 2016**  
**TABLE OF CONTENTS**

	<u>PAGE</u>
<b>INTRODUCTORY SECTION</b>	
List of Elected and Appointed Officials	i
<b>FINANCIAL SECTION</b>	
Independent Auditor's Report	1
Management's Discussion and Analysis	4
Basic Financial Statements	
Government-wide Financial Statements	
Statement of Net Position	15
Statement of Activities	16
Fund Financial Statements	
Balance Sheet - Governmental Funds	18
Statement of Revenues, Expenditures, and Changes in Fund Balances - Governmental Funds	20
Reconciliation of Net Position in the Government-wide Financial Statements and Fund Balances in the Fund Basis Financial Statements	22
Reconciliation of the Statement of Revenues, Expenditures, and Changes in Fund Balances of Governmental Funds to the Statement of Activities	23
Statement of Revenues, Expenditures, and Changes in Fund Balances - Budget and Actual - General Fund	24
Statement of Revenues, Expenditures, and Changes in Fund Balances - Budget and Actual - Fire Fund	27
Statement of Net Position - Proprietary Funds	28
Statement of Revenues, Expenses, and Changes in Fund Net Position - Proprietary Funds	29
Statement of Cash Flows - Proprietary Funds	30
Notes to the Financial Statements	32
Required Supplementary Information	
Schedule of City Contributions - GERS	55
Schedule of Proportionate Share of Net Pension Liability - GERS	55
Combining and Individual Nonmajor Fund Statements and Schedules	
Combining Balance Sheet - Nonmajor Governmental Funds	56
Combining Statement of Revenues, Expenditures, and Changes in Fund Balances - Nonmajor Governmental Funds	58
Balance Sheet - Library Fund	60
Schedule of Revenues, Expenditures, and Changes in Fund Balances - Budget and Actual - Library Fund	61
Statement of Revenues, Expenditures, and Changes in Fund Balances - Budget and Actual - Ambulance Fund	62
Statement of Revenues, Expenditures, and Changes in Fund Balances - Budget and Actual - Small City Grant Fund	63
Supplementary Information	
Bond Retirement Schedules - Governmental Funds	64
Bond Retirement Schedules - Business-Type Funds	66
PFA Water Loan of 2014 Retirement of Debt Service Fund	69
PFA Water Loan of 2015 Retirement of Debt Service Fund	69
Report on Internal Control over Financial Reporting on Compliance and Other Matters based on an audit of Financial Statements in accordance with <i>Government Auditing Standards</i>	70
Schedule of Findings and Responses	71
Schedule of Prior Year Audit Findings	72
Auditor's Report on Legal Compliance	73

**(This Page Left Blank Intentionally)**

**CITY OF LANESBORO, MINNESOTA**

**INTRODUCTORY SECTION**

**DECEMBER 31, 2016**

**(This Page Left Blank Intentionally)**

**CITY OF LANESBORO, MINNESOTA**  
**LIST OF ELECTED AND APPOINTED OFFICIALS**  
**DECEMBER 31, 2016**

Robin Krom	Mayor
Tom Smith	Council member
Thomas Dybing	Council member
Autumn Johnson	Council member
Jason Resseman	Council member
Michele Peterson	City Administrator

**(This Page is Left Blank Intentionally)**



**CITY OF LANESBORO, MINNESOTA**

**FINANCIAL SECTION**

**DECEMBER 31, 2016**

**(This Page is Left Blank Intentionally)**

## INDEPENDENT AUDITOR'S REPORT

Honorable Mayor and Members  
of the City Council  
**City of Lanesboro, Minnesota**

### Report on the Financial Statements

We have audited the accompanying financial statements of the governmental activities, the business-type activities, each major fund and the aggregate remaining fund information of the City of Lanesboro, Minnesota as of and for the year ended December 31, 2016, and the related notes to the financial statements, which collectively comprise the City's basic financial statements as listed in the table of contents.

### Management's Responsibility for the Financial Statements

Management is responsible for the preparation and fair presentation of these financial statements in accordance with accounting principles generally accepted in the United States of America; this includes the design, implementation, and maintenance of internal control relevant to the preparation and fair presentation of financial statements that are free from material misstatement, whether due to fraud or error.

### Auditor's Responsibility

Our responsibility is to express opinions on these financial statements based on our audit. We conducted our audits in accordance with auditing standards generally accepted in the United States of America and the standards applicable to financial audits contained in *Government Auditing Standards*, issued by the Comptroller General of the United States. Those standards require that we plan and perform the audit to obtain reasonable assurance about whether the financial statements are free of material misstatement.

An audit involves performing procedures to obtain audit evidence about the amounts and disclosures in the financial statements. The procedures selected depend on the auditor's judgment, including the assessment of the risks of material misstatement of the financial statements, whether due to fraud or error. In making those risk assessments, the auditor considers internal control relevant to the entity's preparation and fair presentation of the financial statements in order to design audit procedures that are appropriate in the circumstances, but not for the purpose of expressing an opinion on the effectiveness of the entity's internal control. Accordingly, we express no such opinion. An audit also includes evaluating the appropriateness of accounting policies used and the reasonableness of significant estimates made by management, as well as evaluating the overall financial statement presentation.

We believe that the audit evidence we have obtained is sufficient and appropriate to provide a basis for our audit opinions.

### Opinions

In our opinion, the financial statements referred to above present fairly, in all material respects, the respective financial position of the governmental activities, the business-type activities, each major fund, and the aggregate remaining fund information of the City of Lanesboro, Minnesota as of December 31, 2016, and the respective changes in financial position and, where applicable, cash flows and the respective budgetary comparison for the General Fund and the major special revenues funds for the year then ended in accordance with accounting principles generally accepted in the United States of America.

## **Other Matters**

### *Required Supplementary Information*

Accounting principles generally accepted in the United States of America require that the management's discussion on pages 4 through 14 and the required supplemental information as listed in the Table of Contents be presented to supplement the basic financial statements. Such information, although not a part of the basic financial statements, is required by the Governmental Accounting Standards Board, who considers it to be an essential part of financial reporting for placing the basic financial statements in an appropriate operational, economic, or historical context. We have applied certain limited procedures to the required supplementary information in accordance with auditing standards generally accepted in the United States of America, which consisted of inquiries of management about the methods of preparing the information and comparing the information for consistency with management's responses to our inquiries, the basic financial statements, and other knowledge we obtained during our audit of the basic financial statements. We do not express an opinion or provide any assurance on the information because the limited procedures do not provide us with sufficient evidence to express an opinion or provide any assurance.

### *Report on Summarized Comparative Information*

The financial statements include partial prior year comparative information. Such information does not include all of the information required to constitute a presentation in accordance with accounting principles generally accepted in the United States of America. Accordingly, such information should be read in conjunction with the City's financial statements for the year ended December 31, 2015, from which such partial information was derived.

We have previously audited the City's 2015 financial statements and our report dated May 25, 2016, expressed unmodified opinions on the respective financial statements of the governmental activities, the business-type activities, each major fund and the aggregate remaining fund. In our opinion, the summarized comparative information presented herein as of and for the year ended December 31, 2015, is consistent, in all material respects, with the audited financial statements from which it has been derived.

### *Other Information*

Our audit was conducted for the purpose of forming opinions on the financial statements that collectively comprise the City of Lanesboro, Minnesota's financial statements as a whole. The introductory section, combining and individual nonmajor fund financial statements, and supplementary information listed in the table of contents are presented for purposes of additional analysis and are not a required part of the basic financial statements.

**Other Matters (continued)**

*Other Information (continued)*

The combining and individual nonmajor fund financial statements and supplementary information are the responsibility of management and were derived from and relate directly to the underlying accounting and other records used to prepare the financial statements. The information has been subjected to the auditing procedures applied in the audit of the financial statements and certain additional procedures, including comparing and reconciling such information directly to the underlying accounting and other records used to prepare the financial statements or to the financial statements themselves, and other additional procedures in accordance with auditing standards generally accepted in the United States of America. In our opinion, the information is fairly stated in all material respects in relation to the financial statements as a whole.

The introductory section has not been subjected to the auditing procedures applied in the audit of the basic financial statements and, accordingly, we do not express an opinion or provide any assurance on it.

**Other Reporting Required by *Government Auditing Standards***

In accordance with *Government Auditing Standards*, we have also issued our report dated June 22, 2017, on our consideration of the City of Lanesboro, Minnesota's internal control over financial reporting and on our tests of its compliance with certain provisions of laws, regulations, contracts, and grant agreements and other matters. The purpose of that report is to describe the scope of our testing of internal control over financial reporting and compliance and the results of that testing, and not to provide an opinion on internal control over financial reporting or on compliance. That report is an integral part of an audit performed in accordance with *Government Auditing Standards* in considering the City of Lanesboro, Minnesota's internal control over financial reporting and compliance.

*Smith, Schafn and Associates, Ltd.*

Rochester, Minnesota  
June 22, 2017

**(This Page is Left Blank Intentionally)**

## CITY OF LANESBORO, MINNESOTA MANAGEMENT'S DISCUSSION AND ANALYSIS

As management of the City of Lanesboro, Minnesota, we offer readers of the City of Lanesboro, Minnesota's financial statements this narrative overview and analysis of the financial activities of the City of Lanesboro, Minnesota for the fiscal year ended December 31, 2016.

### FINANCIAL HIGHLIGHTS

- The assets and deferred outflows of resources of the City of Lanesboro, Minnesota exceeded its liabilities and deferred inflows of resources at the close of the most recent fiscal year by \$6,921,911 (*net position*). Of this amount, \$1,357,783 (unrestricted net position) may be used to meet the City's ongoing obligations to citizens and creditors in accordance with the City's fund designations and fiscal policies.
- The City's total net position increased by \$451,652.
- As of the close of the current fiscal year, the City of Lanesboro, Minnesota's governmental funds reported combined ending fund balances of \$1,171,529. Approximately \$384,694 of this total amount, or 33% is available for use within the City's designations and policies.
- At the end of the current fiscal year, unassigned fund balance for the general fund was \$240,932 or 31% of total general fund expenditures.
- The City of Lanesboro, Minnesota increased total outstanding debt obligations by \$944,535 during the current fiscal year.

### OVERVIEW OF THE FINANCIAL STATEMENTS

This discussion and analysis are intended to serve as an introduction to the City of Lanesboro, Minnesota's basic financial statements. The City of Lanesboro, Minnesota's basic financial statements comprise three components:

1. Government-wide financial statements, providing information for the City as a whole.
2. Fund financial statements, providing detailed information for the City's significant funds.
3. Notes to the financial statements, providing additional information that is essential to understanding the government-wide and fund statements.

This report also contains other supplementary information in addition to the basic financial statements themselves. Additional explanation of these sections of the financial statements follows.

**Government-wide financial statements.** The *government-wide financial statements* are designed to provide readers with a broad overview of the City of Lanesboro, Minnesota's finances, in a manner similar to a private-sector business.

## CITY OF LANESBORO, MINNESOTA MANAGEMENT'S DISCUSSION AND ANALYSIS

The *statement of net position* presents information on all of the City of Lanesboro, Minnesota's assets and liabilities, with the difference between the two reported as *net position*. Over time, increases or decreases in net position may serve as a useful indicator of whether the financial position of the City of Lanesboro is improving or deteriorating.

The *statement of activities* presents information showing how the City's net position changed during the most recent fiscal year. All changes in net position are reported as soon as the underlying event giving rise to the change occurs, *regardless of the timing of the related cash flows*. Thus, revenues and expenses are reported in this statement for some items that will only result in cash flows in future fiscal periods (e.g. uncollected taxes and earned, but not used, compensated absences).

Both of the government-wide financial statements distinguish functions of the City of Lanesboro, Minnesota that are principally supported by taxes and intergovernmental revenues (*governmental activities*) from other functions that are intended to recover all or a significant portion of their costs through user fees and charges (*business-type activities*). The governmental activities of the City of Lanesboro, Minnesota include general government, public safety, public works, culture and recreation and economic development. The business-type activities of the City of Lanesboro, Minnesota include the utilities commission fund. The government-wide financial statements can be found on pages 15-17 of this report.

**Fund financial statements.** A *fund* is a grouping of related accounts that is used to maintain control over resources that have been segregated for specific activities or objectives. The City of Lanesboro, Minnesota, like other state and local governments, uses fund accounting to ensure and demonstrate compliance with finance-related legal requirements. All of the funds of the City of Lanesboro, Minnesota can be divided into two categories: governmental funds and proprietary funds.

**Governmental funds.** *Governmental funds* are used to account for essentially the same functions reported as *governmental activities* in the government-wide financial statements. However, unlike the government-wide financial statements, governmental fund financial statements focus on *near-term inflows and outflows of spendable resources*, as well as on *balances of spendable resources* available at the end of the fiscal year. Such information may be useful in evaluating a government's near-term financial requirements.

Because the focus of governmental funds is narrower than that of the government-wide financial statements, it is useful to compare the information presented for *governmental funds* with similar information presented for *governmental activities* in the government-wide financial statements. By doing so, readers may better understand the long-term impact of the government's near-term financing decisions. Both the governmental fund balance sheet and the governmental fund statement of revenues, expenditures, and changes in fund balances provide a reconciliation to facilitate this comparison between *governmental funds* and *governmental activities*.

The City of Lanesboro, Minnesota maintains sixteen individual governmental funds. Information is presented separately in the governmental fund balance sheet and in the governmental fund statement of revenues, expenditures, and changes in fund balances for the general fund, the fire fund, and the 2016A GO Bond Refunding debt service fund all of which are considered to be major funds. Data from the other thirteen governmental funds are combined into a single, aggregated presentation. Individual fund data for each of these nonmajor governmental funds is provided in the form of *combining statements* elsewhere in this report.



## CITY OF LANESBORO, MINNESOTA MANAGEMENT'S DISCUSSION AND ANALYSIS

The City of Lanesboro, Minnesota adopts an annual appropriated budget for its general fund and special revenue funds. Budgetary comparison statements have been provided for the general fund (pages 24-26) and the special revenue funds (page 27 and pages 61 - 63) to demonstrate compliance with the budget.

The governmental fund financial statements can be found on pages 18-21 of this report.

**Proprietary funds.** The City of Lanesboro, Minnesota maintains one type of proprietary funds – enterprise funds. *Enterprise funds* are used to report the same functions presented as *business-type activities* in the government-wide financial statements. The City of Lanesboro, Minnesota uses enterprise funds to account for its utilities commission fund.

Proprietary funds provide the same type of information as the government-wide financial statements, only in more detail. The proprietary fund financial statements provide separate information for the utilities commission which is considered to be a major fund of the City of Lanesboro, Minnesota.

The proprietary fund financial statements can be found on pages 28-31 of this report.

**Notes to the financial statements.** The notes provide additional information that is essential to a full understanding of the data provided in the government-wide and fund financial statements. The notes to the financial statements can be found on pages 32-54 of this report.

**Other information.** The combining statements referred to earlier in connection with nonmajor governmental funds can be found on pages 56-59 of this report.

**CITY OF LANESBORO, MINNESOTA  
MANAGEMENT'S DISCUSSION AND ANALYSIS**

**GOVERNMENT-WIDE FINANCIAL ANALYSIS**

As noted earlier, net position may serve over time as a useful indicator of a government's financial position. In the case of the City of Lanesboro, Minnesota, assets and deferred outflows of resources exceeded liabilities and deferred inflows of resources by \$6,921,911 at the close of the most recent fiscal year.

By far the largest portion of the City of Lanesboro, Minnesota's net position (75%) reflects its investment in capital assets (e.g. land, buildings, infrastructure, vehicles, and equipment), less any related debt used to acquire those assets that are still outstanding. The City of Lanesboro, Minnesota uses these capital assets to provide services to citizens; consequently, these assets are *not* available for future spending. Although the City of Lanesboro, Minnesota's investment in its capital assets is reported net of related debt, it should be noted that the resources needed to repay this debt must be provided from other sources, since the capital assets themselves cannot be used to liquidate these liabilities.

	<b>City of Lanesboro, Minnesota's Net Position</b>					
	Governmental Activities		Business-Type Activities		Totals	
	2016	2015	2016	2015	2016	2015
Current and other assets	\$ 1,291,897	\$ 929,524	\$ 1,482,799	\$ 1,131,987	\$ 2,774,696	\$ 2,061,511
Capital assets	2,838,290	2,740,916	6,784,643	6,751,876	9,622,933	9,492,792
Total assets	<u>4,130,187</u>	<u>3,670,440</u>	<u>8,267,442</u>	<u>7,883,863</u>	<u>12,397,629</u>	<u>11,554,303</u>
Deferred outflows of resources	114,597	25,931	82,913	16,051	197,510	41,982
Long-term liabilities outstanding	1,702,160	1,178,987	3,714,682	3,124,493	5,416,842	4,303,480
Other liabilities	75,066	77,751	122,565	704,717	197,631	782,468
Total liabilities	<u>1,777,226</u>	<u>1,256,738</u>	<u>3,837,247</u>	<u>3,829,210</u>	<u>5,614,473</u>	<u>5,085,948</u>
Deferred inflows of resources	33,725	23,003	25,030	17,075	58,755	40,078
Net position:						
Net investment in capital assets	1,943,542	1,767,716	3,270,599	3,757,655	5,214,141	5,525,371
Restricted for debt	127,627	138,645	222,360	220,916	349,987	359,561
Unrestricted	362,664	510,269	995,119	75,058	1,357,783	585,327
Total net position	<u>\$ 2,433,833</u>	<u>\$ 2,416,630</u>	<u>\$ 4,488,078</u>	<u>\$ 4,053,629</u>	<u>\$ 6,921,911</u>	<u>\$ 6,470,259</u>

The balance of *unrestricted net position* (\$1,357,783) may be used to meet the government's ongoing obligations to citizens and creditors.

At the end of the current fiscal year, the City of Lanesboro, Minnesota is able to report positive balances in all three categories of net position, both for the government as a whole, as well as for its business-type activities.

**CITY OF LANESBORO, MINNESOTA  
MANAGEMENT'S DISCUSSION AND ANALYSIS**

**Governmental activities.** Governmental activities increased the City of Lanesboro, Minnesota's net position by \$17,203.

**Business-type activities.** Business-type activities increased the City of Lanesboro, Minnesota's net position by \$434,449.

A condensed version of the Statement of Activities follows:

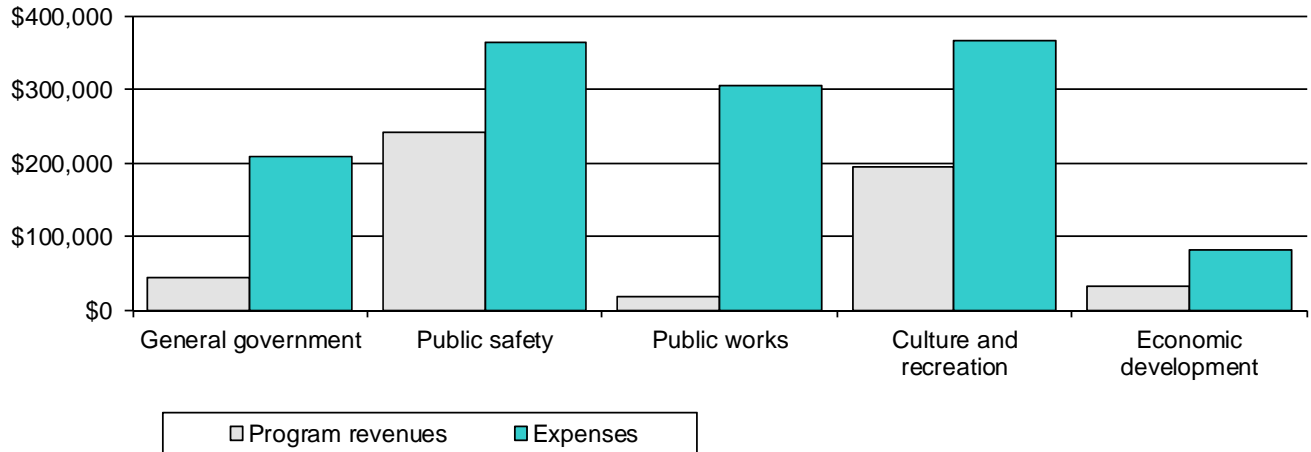
**City of Lanesboro, Minnesota's Change in Net Position**

	Governmental Activities		Business-Type Activities		Totals	
	2016	2015	2016	2015	2016	2015
Revenue:						
Program revenues:						
Charges for services	\$ 285,857	\$ 236,613	\$ 1,511,559	\$ 1,534,893	\$ 1,797,416	\$ 1,771,506
Operating grants and contributions	240,619	215,395			240,619	215,395
Capital grants and contributions	1,824	11,693	80,579	1,250,240	82,403	1,261,933
General revenues:						
Property taxes	549,774	510,780			549,774	510,780
Sales tax	58,183	58,418			58,183	58,418
Tax increments	26,047	35,473			26,047	35,473
Grants and contributions not restricted to specific programs	211,025	210,821			211,025	210,821
Other	27,235	20,886	69,432	73,071	96,667	93,957
Total revenues	<u>1,400,564</u>	<u>1,300,079</u>	<u>1,661,570</u>	<u>2,858,204</u>	<u>3,062,134</u>	<u>4,158,283</u>
Expenses:						
General government	208,217	339,146			208,217	339,146
Public safety	362,897	334,610			362,897	334,610
Public works	304,404	297,778			304,404	297,778
Parks and recreation	365,810	192,525			365,810	192,525
Economic development	81,671	177,879			81,671	177,879
Interest on long-term debt	60,362	47,800			60,362	47,800
Utilities commission			1,227,121	1,266,852	1,227,121	1,266,852
Total expenses	<u>1,383,361</u>	<u>1,389,738</u>	<u>1,227,121</u>	<u>1,266,852</u>	<u>2,610,482</u>	<u>2,656,590</u>
Increase (decrease) in net position before transfers	17,203	(89,659)	434,449	1,591,352	451,652	1,501,693
Transfers						
Increase (decrease) in net position	17,203	(89,659)	434,449	1,591,352	451,652	1,501,693
Net position, beginning of year	<u>2,416,630</u>	<u>2,506,289</u>	<u>4,053,629</u>	<u>2,462,277</u>	<u>6,470,259</u>	<u>4,968,566</u>
Net position, end of year	<u>\$ 2,433,833</u>	<u>\$ 2,416,630</u>	<u>\$ 4,488,078</u>	<u>\$ 4,053,629</u>	<u>\$ 6,921,911</u>	<u>\$ 6,470,259</u>

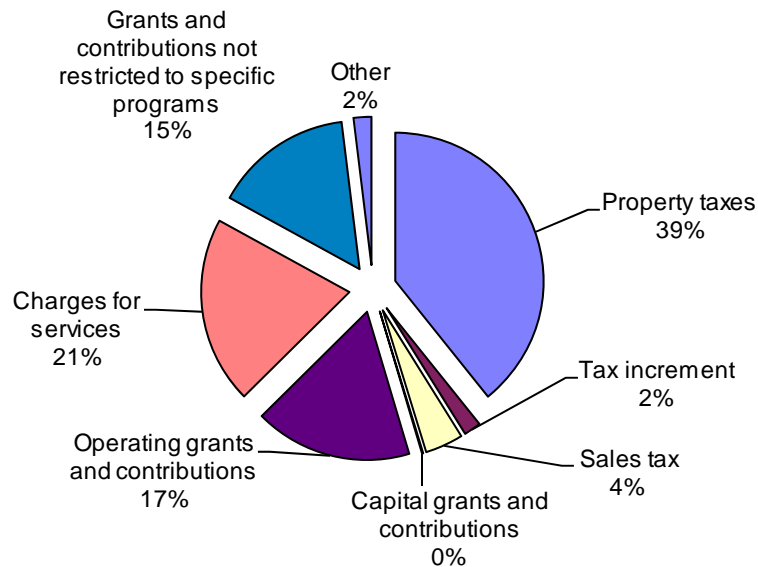
**CITY OF LANESBORO, MINNESOTA  
MANAGEMENT'S DISCUSSION AND ANALYSIS**

Below are specific graphs that provide comparisons of the governmental activities direct program revenues with their expenses. Any shortfalls in direct revenues are primarily supported by property tax levy or general state aid.

**Expenses and Program Revenues - Governmental Activities**



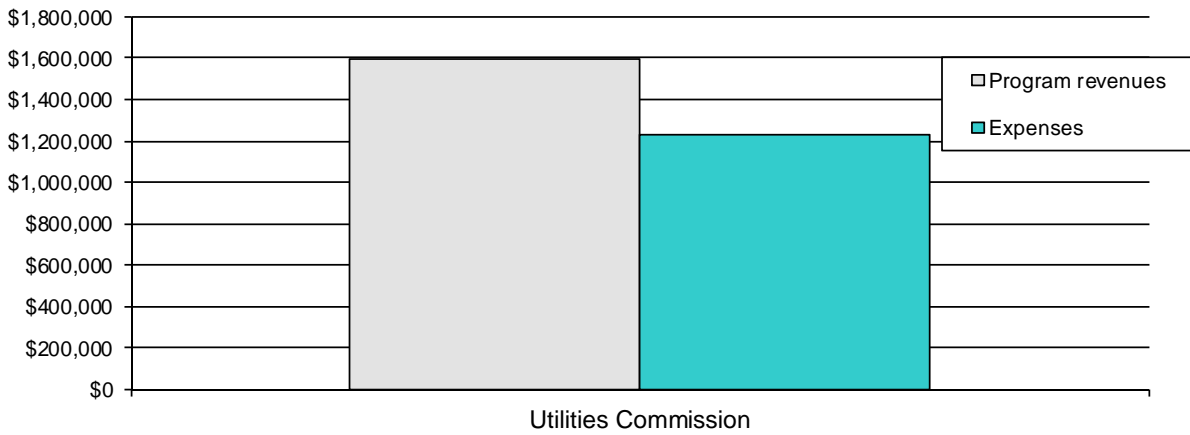
**Revenues by Source - Governmental Activities**



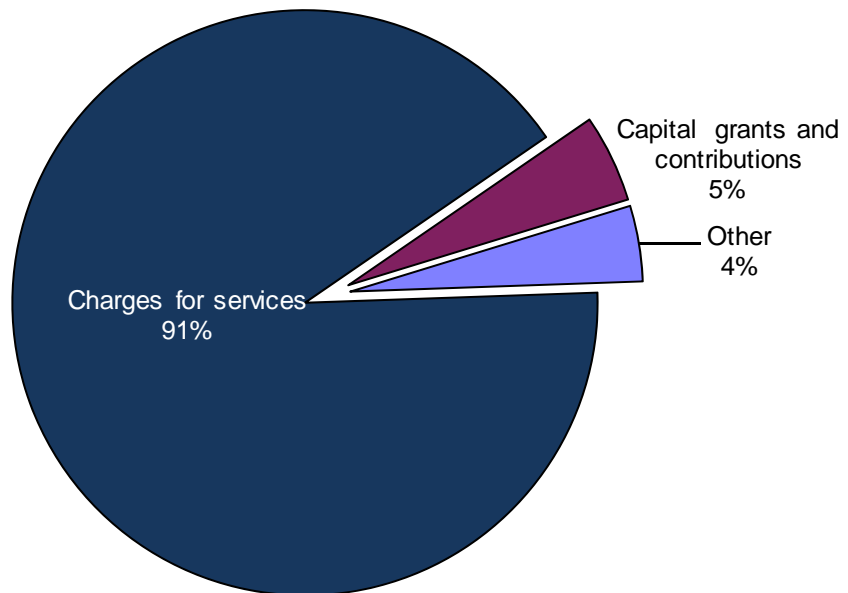
**CITY OF LANESBORO, MINNESOTA  
MANAGEMENT'S DISCUSSION AND ANALYSIS**

The following graphs relate the various business-type activities' program revenues with their expenses. Since all of these activities require significant physical assets to operate, any excess revenues are held for planned capital expenses to keep pace with growing demand for services.

**Expenses and Program Revenues - Business-Type Activities**



**Revenues by Source - Business-Type Activities**



## CITY OF LANESBORO, MINNESOTA MANAGEMENT'S DISCUSSION AND ANALYSIS

### FUND BASIS FINANCIAL ANALYSIS

As noted earlier, the City of Lanesboro, Minnesota uses fund accounting to ensure and demonstrate compliance with finance-related legal requirements.

**Governmental funds.** The focus of the City of Lanesboro, Minnesota's *governmental funds* is to provide information on near-term inflows, outflows, and balances of *spendable* resources. Such information is useful in assessing the City of Lanesboro, Minnesota's financing requirements. In particular, *unreserved fund balance* may serve as a useful measure of a government's net resources available for spending at the end of the fiscal year.

Fund balance is classified as non-spendable, restricted, committed, assigned or unassigned according to the following definitions:

Nonspendable – representing that portion of fund balance that is not in a spendable form. Included in this category are advances to other funds, prepaid items and inventory.

Restricted – reports resources that have external constraints placed upon their use.

Committed – reports those resources for a specific purpose by Council action. The constraints cannot be changed or removed without Council action.

Assigned – represents the portion of fund balance that reflects the amounts the City intends to use for a specific purpose.

Unassigned – comparable to the old unreserved, undesignated classification of fund balance, this represents the amount available for any purpose. However, only the General Fund may report a positive fund balance. Fund balance in other governmental funds will fall into one or more of the categories listed above, unless a fund has a negative fund balance.

As of the end of the current fiscal year, the City of Lanesboro, Minnesota's governmental funds reported combined ending fund balances of \$1,171,529, an increase of \$386,025. Approximately \$384,694 of this total amount, or 33%, constitutes *unassigned and assigned fund balance*, which is available for spending at the government's discretion. The remainder of this fund balance is *restricted or nonspendable* to indicate that it is not available for new spending because it has already been committed 1) to liquidate contracts and purchase orders of the prior period or 2) to repay debt.

The general fund is the chief operating fund of the City of Lanesboro, Minnesota. At the end of the current fiscal year, unassigned fund balance of the general fund was \$240,932. As a measure of the general fund's liquidity, it may be useful to compare unassigned fund balance and total fund balance to total fund expenditures. Unassigned fund balance represents 31% of total general fund expenditures.

The general fund's total fund balance decreased by \$79,154 during the current fiscal year primarily due to greater than anticipated capital expenditures in the public works and repairs relating to culture and recreation.

The fire fund decreased its fund balance by \$104,726 for the year, and ended the year with a deficit fund balance of (\$35,049). The Fire Department purchased a fire truck in 2016.

**CITY OF LANESBORO, MINNESOTA  
MANAGEMENT'S DISCUSSION AND ANALYSIS**

**Proprietary funds.** The City of Lanesboro, Minnesota's proprietary funds statements found on pages 28-31 provide the same type of information found in the government-wide financial statements, but in more detail.

The unrestricted net position in the respective proprietary fund of the Utilities Commission is \$995,119.

Further information regarding utility operations can be found in the utility commissions separate financial report.

**General Fund Budgetary Highlights**

The City approved the 2016 general fund budget anticipating minimal change in general fund reserves.

**Capital Asset and Debt Administration**

**Capital assets.** The City of Lanesboro, Minnesota's investment in capital assets for its governmental and business-type activities as of December 31, 2016, amounts to \$9,622,933 (net of accumulated depreciation). This investment in capital assets includes land and land improvements, buildings and building improvements, machinery and equipment, vehicles, roads, and bridges, and production and distribution systems. The total increase in the City of Lanesboro, Minnesota's reported investment in capital assets for the current fiscal year was \$130,141, or 1.4%.

**City of Lanesboro, Minnesota's Capital Assets**  
(net of depreciation)

	Governmental Activities		Business-Type Activities		Totals	
	2016	2015	2016	2015	2016	2015
Land	\$ 264,500	\$ 264,500	\$ 13,686	\$ 13,686	\$ 278,186	\$ 278,186
Dam			283,936	300,400	283,936	300,400
Buildings and improvements	684,703	682,473	4,603,092	4,456,101	5,287,795	5,138,574
Infrastructure	1,200,598	1,275,374			1,200,598	1,275,374
Machinery and equipment	645,830	518,569	64,332	24,695	710,162	543,264
Production and distribution			1,819,597	1,956,994	1,819,597	1,956,994
Work in progress	42,659				42,659	
Total	<u>\$ 2,838,290</u>	<u>\$ 2,740,916</u>	<u>\$ 6,784,643</u>	<u>\$ 6,751,876</u>	<u>\$ 9,622,933</u>	<u>\$ 9,492,792</u>

Additional information on the City of Lanesboro, Minnesota's capital assets can be found in Note 3B on pages 43-44 of this report.

**CITY OF LANESBORO, MINNESOTA  
MANAGEMENT'S DISCUSSION AND ANALYSIS**

**Long-term debt.** At the end of the current fiscal year, the City of Lanesboro, Minnesota had \$4,931,445 in bonds and notes outstanding. All of this debt is backed by the full faith and credit of the City.

**City of Lanesboro, Minnesota's Outstanding Debt**  
General Obligation and Revenue Bonds and Notes Payable

	Governmental Activities		Business-Type Activities		Totals	
	2016	2015	2016	2015	2016	2015
General obligation bonds	\$ 1,410,000	\$ 984,000	\$	\$	\$ 1,410,000	\$ 984,000
General obligation revenue bonds			614,098	776,710	614,098	776,710
Loans			2,907,347	2,226,200	2,907,347	2,226,200
Total	<u>\$ 1,410,000</u>	<u>\$ 984,000</u>	<u>\$ 3,521,445</u>	<u>\$ 3,002,910</u>	<u>\$ 4,931,445</u>	<u>\$ 3,986,910</u>

The City of Lanesboro, Minnesota's total bonds and notes payable increased by \$944,535 during the current fiscal year. A more detailed breakdown of these obligations can be found in Note 3D, beginning on page 46.

**Economic Factors and Next Year's Budgets and Rates**

- The City is continuing to look for funding sources to rehabilitate and repair the 1868 Lanesboro Stone Dam. The City has committed funding sources from the DNR in the amount of \$450,000 with a 50/50 cost share. With an estimated 2017 price tag of \$3.6 Million the City is continuing to request funding assistance from the Minnesota legislature for the funds to complete the 1868 Lanesboro Dam Project.



**CITY OF LANESBORO, MINNESOTA  
MANAGEMENT'S DISCUSSION AND ANALYSIS**

**Economic Factors and Next Year's Budgets and Rates (Continued)**

- With the implementation of the .5% sales tax legislation that was approved in 2011, the City intends to continue building reserves in order to address much needed infrastructure improvements. The City is faced with aging infrastructure and will be revisiting the City's Capital Improvement Plan, in order to ensure it properly addresses the current infrastructure needs.
- The City will continue to rely upon fees for services to fund various departments. These fees are assessed annually to ensure expenses being incurred are covered by incoming revenues.

All of these factors were considered in preparing the City of Lanesboro, Minnesota's budget for the 2017 fiscal year. To deal with both cycles in the economy and to plan for future capital expansion, the City routinely puts aside resources.

**Requests for Information**

This financial report is designed to provide a general overview of the City of Lanesboro, Minnesota's finances for all those with an interest in the City's finances. Questions concerning any of the information provided in this report or requests for additional information should be addressed to the City Administrator, Lanesboro Community Memorial Center, 202 Parkway Ave. S, Lanesboro, MN 55949.

**(This Page is Left Blank Intentionally)**

**CITY OF LANESBORO, MINNESOTA**  
**GOVERNMENT-WIDE FINANCIAL STATEMENTS**  
**DECEMBER 31, 2016**

**(This Page is Left Blank Intentionally)**

**CITY OF LANESBORO, MINNESOTA**  
**STATEMENT OF NET POSITION**  
December 31, 2016  
With Comparative Totals for December 31, 2015

	Governmental Activities	Business-Type Activities	Totals	
			2016	2015
<b>ASSETS</b>				
Cash and investments	\$ 1,002,668	\$ 1,393,680	\$ 2,396,348	\$ 1,699,260
Receivables (net of allowance for uncollectibles)	220,243	118,253	338,496	319,104
Internal balances	61,428	(61,428)		
Inventory		29,922	29,922	33,010
Prepaid expenses	7,558	2,372	9,930	10,137
Capital assets:				
Nondepreciable	307,159	13,686	320,845	278,186
Depreciable, net	2,531,131	6,770,957	9,302,088	9,214,606
Total Assets	<u>4,130,187</u>	<u>8,267,442</u>	<u>12,397,629</u>	<u>11,554,303</u>
<b>DEFERRED OUTFLOWS OF RESOURCES</b>				
Deferred outflows from pension activity	<u>114,597</u>	<u>82,913</u>	<u>197,510</u>	<u>41,982</u>
<b>LIABILITIES</b>				
Accounts payable	18,501	45,866	64,367	654,435
Accrued liabilities	3,258	18,317	21,575	25,123
Deposits payable		20,941	20,941	19,954
Accrued interest payable	15,371		15,371	15,674
Compensated absences	37,936	37,441	75,377	67,282
Noncurrent liabilities:				
Due within one year	90,000	204,445	294,445	344,297
Due in more than one year	1,310,328	3,309,599	4,619,927	3,623,124
Net pension liability	301,832	200,638	502,470	336,059
Total Liabilities	<u>1,777,226</u>	<u>3,837,247</u>	<u>5,614,473</u>	<u>5,085,948</u>
<b>DEFERRED INFLOWS OF RESOURCES</b>				
Deferred inflows from pension activity	<u>33,725</u>	<u>25,030</u>	<u>58,755</u>	<u>40,078</u>
<b>NET POSITION</b>				
Net investment in capital assets	1,943,542	3,270,599	5,214,141	5,525,371
Restricted for debt	127,627	222,360	349,987	359,561
Unrestricted	362,664	995,119	1,357,783	585,327
Total Net Position	<u>\$ 2,433,833</u>	<u>\$ 4,488,078</u>	<u>\$ 6,921,911</u>	<u>\$ 6,470,259</u>

**See Notes to the Financial Statements**

**CITY OF LANESBORO, MINNESOTA**  
**STATEMENT OF ACTIVITIES**  
For the Year Ended December 31, 2016  
With Comparative Totals for the Year Ended December 31, 2015

<u>Functions/Programs</u>	<u>Expenses</u>	<u>Program Revenues</u>		
		<u>Charges for Services</u>	<u>Operating Grants and Contributions</u>	<u>Capital Grants and Contributions</u>
Governmental activities:				
General government	\$ 208,217	\$ 28,323	\$ 15,725	\$
Public safety	362,897	98,205	143,381	
Public works	304,404	469	14,500	1,824
Culture and recreation	365,810	158,860	36,200	
Economic development	81,671		30,813	
Interest on long-term debt	60,362			
Total governmental activities	<u>1,383,361</u>	<u>285,857</u>	<u>240,619</u>	<u>1,824</u>
Business-Type activities:				
Utilities commission	<u>1,227,121</u>	<u>1,511,559</u>		<u>80,579</u>
Total	<u>\$ 2,610,482</u>	<u>\$ 1,797,416</u>	<u>\$ 240,619</u>	<u>\$ 82,403</u>

General revenues:  
    General property taxes  
    Tax increments  
    Sales tax  
    Grants and contributions not restricted to specific programs  
    Interest earnings  
    Miscellaneous  
    Total general revenues and transfers

Change in net position

Net position - beginning

Net position - ending

**See Notes to the Financial Statements**

Net (Expense) Revenue  
and Changes in Net Position

Governmental Activities	Business-Type Activities	Totals	
		2016	2015
\$ (164,169)	\$	\$ (164,169)	\$ (142,473)
(121,311)		(121,311)	(153,796)
(287,611)		(287,611)	(282,688)
(170,750)		(170,750)	(143,440)
(50,858)		(50,858)	(155,840)
(60,362)		(60,362)	(47,800)
<u>(855,061)</u>		<u>(855,061)</u>	<u>(926,037)</u>
	365,017	365,017	1,518,281
<u>(855,061)</u>	<u>365,017</u>	<u>(490,044)</u>	<u>592,244</u>
549,774		549,774	510,780
26,047		26,047	35,473
58,183		58,183	58,418
211,025		211,025	210,821
1,184	3,453	4,637	1,076
26,051	65,979	92,030	92,881
<u>872,264</u>	<u>69,432</u>	<u>941,696</u>	<u>909,449</u>
17,203	434,449	451,652	1,501,693
<u>2,416,630</u>	<u>4,053,629</u>	<u>6,470,259</u>	<u>4,968,566</u>
<u>\$ 2,433,833</u>	<u>\$ 4,488,078</u>	<u>\$ 6,921,911</u>	<u>\$ 6,470,259</u>

**(This Page is Left Blank Intentionally)**



**CITY OF LANESBORO, MINNESOTA**  
**FUND FINANCIAL STATEMENTS**  
**DECEMBER 31, 2016**

**CITY OF LANESBORO, MINNESOTA**  
**BALANCE SHEET**  
**GOVERNMENTAL FUNDS**  
December 31, 2016  
With Comparative Totals for December 31, 2015

	100 General	220 Fire Fund	303 2016A Bond Refunding
<b>ASSETS</b>			
Cash and investments	\$ 18,544	\$	\$ 505,580
Accounts receivable	4,447	79,219	
Due from other governmental units	5,682		
Taxes receivable delinquent	6,328	669	
Special assessments receivable	865		
Due from other funds	227,097		
Prepaid expenses	7,558		
	<u>\$ 270,521</u>	<u>\$ 79,888</u>	<u>\$ 505,580</u>
<b>TOTAL ASSETS</b>			
<b>LIABILITIES, DEFERRED INFLOWS OF RESOURCES AND FUND BALANCE</b>			
<b>Liabilities:</b>			
Accounts payable	\$ 12,298	\$ 4,945	\$
Accrued liabilities	2,540		
Due to other funds		109,323	
Total Liabilities	<u>14,838</u>	<u>114,268</u>	
<b>Deferred Inflows of Resources</b>			
Unavailable revenue:			
Property taxes	6,328	669	
Special assessments	865		
Total Deferred Inflows of Resources	<u>7,193</u>	<u>669</u>	
<b>Fund Balance:</b>			
Nonspendable	7,558		
Restricted:			
Contributors			
Grantors			
Regulators			
Debt service			505,580
Assigned			
Unassigned	240,932	(35,049)	
Total Fund Balance	<u>248,490</u>	<u>(35,049)</u>	<u>505,580</u>
<b>TOTAL LIABILITIES, DEFERRED INFLOWS OF RESOURCES AND FUND BALANCE</b>			
	<u>\$ 270,521</u>	<u>\$ 79,888</u>	<u>\$ 505,580</u>

**See Notes to the Financial Statements**

Other Governmental Funds	Total Governmental Funds	
	2016	2015
\$ 478,544	\$ 1,002,668	\$ 680,256
29,401	113,067	75,797
2,885	8,567	11,914
3,871	10,868	11,633
86,876	87,741	101,970
	227,097	40,015
	7,558	7,939
<u>\$ 601,577</u>	<u>\$ 1,457,566</u>	<u>\$ 929,524</u>

\$ 1,258	\$ 18,501	\$ 22,194
718	3,258	8,223
56,346	165,669	
<u>58,322</u>	<u>187,428</u>	<u>30,417</u>

3,871	10,868	11,633
86,876	87,741	101,970
<u>90,747</u>	<u>98,609</u>	<u>113,603</u>

	7,558	7,939
19,124	19,124	15,069
39,384	39,384	26,517
87,562	87,562	27,685
127,627	633,207	138,645
215,004	215,004	249,944
(36,193)	169,690	319,705
<u>452,508</u>	<u>1,171,529</u>	<u>785,504</u>

<u>\$ 601,577</u>	<u>\$ 1,457,566</u>	<u>\$ 929,524</u>
-------------------	---------------------	-------------------

**CITY OF LANESBORO, MINNESOTA  
STATEMENT OF REVENUES, EXPENDITURES AND  
CHANGES IN FUND BALANCES  
GOVERNMENTAL FUNDS**

For the Year Ended December 31, 2016  
With Comparative Totals for the Year Ended December 31, 2015

	100 General	220 Fire Fund	303 2016A Bond Refunding
<b>REVENUES</b>			
Property taxes	\$ 325,615	\$ 34,440	\$
Sales taxes			
Special assessments	469		
Tax increments			
Licenses and permits	12,785		
Fines and forfeits	3,357		
Intergovernmental revenues	215,056	64,001	
Charges for services	107,695	5,100	
Interest income	773	328	
Donations/miscellaneous	50,713	55,407	
<b>TOTAL REVENUES</b>	<b>716,463</b>	<b>159,276</b>	
<b>EXPENDITURES</b>			
General government	146,002		
Public safety	104,903	264,002	
Public works	308,710		
Culture and recreation	225,002		
Economic development			
Unallocated			
<b>Capital Outlay</b>			
Debt Service:			
Principal			
Interest and fiscal charges			
<b>TOTAL EXPENDITURES</b>	<b>784,617</b>	<b>264,002</b>	
Excess (deficiency) of revenues over (under) expenditures	(68,154)	(104,726)	
<b>OTHER FINANCING SOURCES (USES)</b>			
Bond proceeds			505,580
Transfers in	9,000		
Transfers out	(20,000)		
<b>TOTAL OTHER FINANCING SOURCES (USES)</b>	<b>(11,000)</b>		<b>505,580</b>
Net change in fund balances	(79,154)	(104,726)	505,580
<b>FUND BALANCES, beginning</b>	<b>327,644</b>	<b>69,677</b>	
<b>FUND BALANCES, ending</b>	<b>\$ 248,490</b>	<b>\$ (35,049)</b>	<b>\$ 505,580</b>

**See Notes to the Financial Statements**

Other Governmental Funds	Total Governmental Funds	
	2016	2015
\$ 197,534	\$ 557,589	\$ 519,272
58,183	58,183	58,418
16,068	16,537	26,628
26,047	26,047	35,473
	12,785	11,615
	3,357	2,770
79,346	358,403	335,738
135,807	248,602	205,545
83	1,184	491
35,388	141,508	125,197
<u>548,456</u>	<u>1,424,195</u>	<u>1,321,147</u>
	146,002	147,515
105,047	473,952	296,792
	308,710	271,184
148,255	373,257	285,372
67,582	67,582	73,790
		90,000
35,130	35,130	
101,000	101,000	87,000
38,117	38,117	40,807
<u>495,131</u>	<u>1,543,750</u>	<u>1,292,460</u>
<u>53,325</u>	<u>(119,555)</u>	<u>28,687</u>
	505,580	
20,000	29,000	59,023
(9,000)	(29,000)	(59,023)
<u>11,000</u>	<u>505,580</u>	
64,325	386,025	28,687
<u>388,183</u>	<u>785,504</u>	<u>756,817</u>
<u>\$ 452,508</u>	<u>\$ 1,171,529</u>	<u>\$ 785,504</u>

**CITY OF LANESBORO, MINNESOTA  
RECONCILIATION OF NET POSITION IN THE  
GOVERNMENT-WIDE FINANCIAL STATEMENTS AND FUND BALANCES  
IN THE FUND BASIS FINANCIAL STATEMENTS  
December 31, 2016**

Amounts reported for governmental activities in the statement of net position are different because:

Total governmental fund balances (pages 18 and 19)		\$ 1,171,529
Capital assets used in governmental activities are not financial resources and, therefore, are not reported in the funds.		
Governmental funds - capital assets	\$ 6,061,546	
Less: Accumulated depreciation	<u>(3,223,256)</u>	2,838,290
Some receivables are not available soon enough to pay for current period expenditures and therefore are unavailable in the funds.		
Delinquent property taxes	\$ 10,868	
Deferred and delinquent special assessments	<u>87,741</u>	98,609
Long-term liabilities, including bonds payable, are not due and payable in the current period and therefore are not reported in the funds.		
Bonds and capital lease payable	\$ (1,400,328)	
Net pension liability	(220,960)	
Compensated absences	(37,936)	
Accrued interest	<u>(15,371)</u>	<u>(1,674,595)</u>
Net position of governmental activities (page 15)		<u><u>\$ 2,433,833</u></u>

**CITY OF LANESBORO, MINNESOTA  
RECONCILIATION OF THE STATEMENT OF REVENUES,  
EXPENDITURES, AND CHANGES IN FUND BALANCES OF  
GOVERNMENTAL FUNDS TO THE STATEMENT OF ACTIVITIES  
For the Year Ended December 31, 2016**

Amounts reported for governmental activities in the statement of activities are different because:

Net change in fund balances - total governmental funds (pages 20 and 21)	\$	386,025
<p>Governmental funds reported capital outlays as expenditures.  However, in the statement of activities the cost of those assets  is allocated over their estimated useful lives and reported as  depreciation expense.</p>		
Capital outlay	\$ 310,900	
Depreciation expense	<u>(208,435)</u>	97,374
<p>Revenues in the statement of activities do not provide current  financial resources are not reported as revenues in the funds.</p>		
		(14,994)
<p>Some expenses reported in the statement of activities do not  require the use of current financial resources and, therefore,  are not reported as expenditures in governmental funds.</p>		
Change in compensated absences		(6,276)
<p>Bond proceeds provide current financial resources to governmental  funds, but issuing debt increases long-term liabilities in the  statement of net position. Repayment of bond principal is an  expenditure in the governmental funds, but the repayment  reduces long-term liabilities in the statement of net position.</p>		
Principal retirement on long-term debt	\$ 101,000	
Proceeds from issuance of long term debt	(527,000)	
Change in net pension liability	(18,101)	
Amortization of bond discount	(1,128)	
Change in accrued interest	<u>303</u>	<u>(444,926)</u>
Change in net position of governmental activities (pages 16 and 17)	\$	<u><u>17,203</u></u>

**CITY OF LANESBORO, MINNESOTA**  
**GENERAL FUND**  
**Statement of Revenues, Expenditures**  
**and Changes in Fund Balance - Budget and Actual**  
For the Year Ended December 31, 2016  
With Comparative Totals for the Year Ended December 31, 2015

	Budgeted Amounts		2016 Actual Amounts	Variance with Final Budget - Positive (Negative)	2015 Actual Amounts
	Original	Final			
<b>REVENUES</b>					
<b>Property Tax Levy</b>					
Property tax collected	\$ 326,183	\$ 326,183	\$ 325,615	\$ (568)	\$ 319,576
<b>Special Assessments</b>	16,000	16,000	469	(15,531)	3,397
<b>Licenses and Permits</b>	11,500	11,500	12,785	1,285	11,615
<b>Intergovernmental Revenues</b>					
Local government aid	211,486	211,486	211,025	(461)	210,821
Market value credit			1,051	1,051	1,038
Other	1,365	1,365	2,980	1,615	18,047
Total Intergovernmental Revenues	212,851	212,851	215,056	2,205	229,906
<b>Fines and Forfeits</b>					
Court fines and other	3,000	3,000	3,357	357	2,770
<b>Interest Income</b>	100	100	773	673	180
<b>Charges for Services</b>					
Park and recreation	72,500	72,500	107,695	35,195	95,526
<b>Miscellaneous Revenues</b>					
Cable franchise fees	8,500	8,500	14,067	5,567	10,522
Refunds and reimbursements			15,294	15,294	9,660
Contributions and donations			100	100	20,903
Rhubarb Fest/Farmers Market			3,454	3,454	3,719
Other	17,000	17,000	17,798	798	7,802
Total Miscellaneous Revenues	25,500	25,500	50,713	25,213	52,606
<b>TOTAL REVENUES</b>	<b>\$ 667,634</b>	<b>\$ 667,634</b>	<b>\$ 716,463</b>	<b>\$ 48,829</b>	<b>\$ 715,576</b>

**See Notes to the Financial Statements**



**CITY OF LANESBORO, MINNESOTA**  
**GENERAL FUND**  
**Statement of Revenues, Expenditures**  
**and Changes in Fund Balance - Budget and Actual**  
For the Year Ended December 31, 2016  
With Comparative Totals for the Year Ended December 31, 2015

	Budgeted Amounts		2016 Actual Amounts	Variance with Final Budget - Positive (Negative)	2015 Actual Amounts
	Original	Final			
<b>EXPENDITURES</b>					
<b>General Government</b>					
Clerk/deputy clerk salaries	\$ 36,125	\$ 36,125	\$ 35,056	\$ 1,069	\$ 33,827
PERA and social security	13,700	13,700	5,900	7,800	7,529
Office supplies/small equipment	4,500	4,500	4,193	307	3,286
Employee benefits	17,100	17,100	8,145	8,955	7,260
Elections	2,450	2,450	1,148	1,302	
Postage	1,500	1,500	2,178	(678)	2,771
Telephone	4,000	4,000	3,721	279	3,422
Insurance	9,000	9,000	9,221	(221)	10,263
Publishing and printing	500	500	583	(83)	789
Assessor	2,500	2,500	2,386	114	2,324
Professional fees	34,200	34,200	55,723	(21,523)	34,090
Other general expenses	9,050	9,050	11,148	(2,098)	36,354
Mayor and council	7,000	7,000	6,600	400	5,600
<b>Total General Government</b>	<b>141,625</b>	<b>141,625</b>	<b>146,002</b>	<b>(4,377)</b>	<b>147,515</b>
<b>Public Safety</b>					
Contracted services	\$ 104,903	\$ 104,903	\$ 104,903	\$	\$ 104,043
<b>Public Works</b>					
<b>Street Department</b>					
Salaries	\$ 63,419	\$ 63,419	\$ 72,495	\$ (9,076)	\$ 73,140
PERA and social security	10,782	10,782	12,246	(1,464)	12,365
Employee benefits	15,300	15,300	20,253	(4,953)	19,368
Gas and oil	8,000	8,000	5,063	2,937	5,065
Supplies/small equipment	5,000	5,000	7,225	(2,225)	6,957
Repairs and maintenance	27,800	27,800	33,679	(5,879)	37,817
Utilities	7,200	7,200	3,313	3,887	8,466
Professional services	1,000	1,000	9,567	(8,567)	2,596
Seal coating	1,000	1,000	721	279	985
Other	19,100	19,100	25,039	(5,939)	16,445
Capital outlay	71,493	71,493	100,105	(28,612)	73,144
<b>Total Street Department</b>	<b>230,094</b>	<b>230,094</b>	<b>289,706</b>	<b>(59,612)</b>	<b>256,348</b>
<b>Street Lights</b>	<b>20,000</b>	<b>20,000</b>	<b>19,004</b>	<b>996</b>	<b>14,836</b>

**See Notes to the Financial Statements**

**CITY OF LANESBORO, MINNESOTA**  
**GENERAL FUND**  
**Statement of Revenues, Expenditures**  
**and Changes in Fund Balance - Budget and Actual**

For the Year Ended December 31, 2016

With Comparative Totals for the Year Ended December 31, 2015

	Budgeted Amounts		2016 Actual Amounts	Variance with Final Budget - Positive (Negative)	2015 Actual Amounts
	Original	Final			
<b>EXPENDITURES (continued)</b>					
<b>Culture and Recreation</b>					
Salaries	\$ 53,726	\$ 53,726	\$ 54,603	\$ (877)	\$ 37,803
PERA and social security	9,133	9,133	8,400	733	5,727
Office supplies/small equipment	8,500	8,500	12,146	(3,646)	7,865
Employee benefits	1,400	1,400	4,123	(2,723)	183
Telephone	1,200	1,200	385	815	1,186
Insurance	4,200	4,200	4,018	182	4,461
Professional fees	1,000	1,000	3,765	(2,765)	1,328
Other	18,850	18,850	25,019	(6,169)	21,897
Utilities	38,000	38,000	41,061	(3,061)	38,017
Repairs and maintenance	20,200	20,200	46,192	(25,992)	13,550
Capital outlay	10,000	10,000	9,335	665	
Lanesboro Museum	5,000	5,000	5,000		5,000
Community Education	5,500	5,500	5,500		5,500
Rhubarb Fest/Farmers Market			5,455	(5,455)	6,098
Total Culture and Recreation	<u>176,709</u>	<u>176,709</u>	<u>225,002</u>	<u>(48,293)</u>	<u>148,615</u>
<b>TOTAL EXPENDITURES</b>	<u>673,331</u>	<u>673,331</u>	<u>784,617</u>	<u>(111,286)</u>	<u>671,357</u>
Excess (deficiency) of revenues over (under) expenditures	<u>(5,697)</u>	<u>(5,697)</u>	<u>(68,154)</u>	<u>(62,457)</u>	<u>44,219</u>
<b>OTHER FINANCING SOURCES (USES)</b>					
Transfers in	9,000	9,000	9,000		10,583
Transfers out			(20,000)	(20,000)	
Total Other Financing Sources (Uses)	<u>9,000</u>	<u>9,000</u>	<u>(11,000)</u>	<u>(20,000)</u>	<u>10,583</u>
Net change in fund balances	3,303	3,303	(79,154)	(82,457)	54,802
<b>FUND BALANCES, beginning</b>	<u>327,644</u>	<u>327,644</u>	<u>327,644</u>		<u>272,842</u>
<b>FUND BALANCES, ending</b>	<u>\$ 330,947</u>	<u>\$ 330,947</u>	<u>\$ 248,490</u>	<u>\$ (82,457)</u>	<u>\$ 327,644</u>

**See Notes to the Financial Statements**

**CITY OF LANESBORO, MINNESOTA**  
**FIRE FUND**  
**Schedule of Revenues, Expenditures**  
**and Changes in Fund Balance - Budget and Actual**

For the Year Ended December 31, 2016  
With Comparative Totals for the Year Ended December 31, 2015

	Budgeted Amounts		2016 Actual Amounts	Variance with Final Budget - Positive (Negative)	2015 Actual Amounts
	Original	Final			
<b>REVENUES</b>					
Property taxes	\$ 34,500	\$ 34,500	\$ 34,440	\$ (60)	\$ 38,160
Intergovernmental	38,000	38,000	64,001	26,001	35,849
Charges for services	2,000	2,000	5,100	3,100	2,100
Interest income			328	328	266
Donations/miscellaneous			55,407	55,407	49,900
<b>TOTAL REVENUES</b>	<b>74,500</b>	<b>74,500</b>	<b>159,276</b>	<b>84,776</b>	<b>126,275</b>
<b>EXPENDITURES</b>					
Salaries	13,000	13,000	21,750	(8,750)	17,710
PERA and social security	950	950	1,167	(217)	858
Employee benefits	5,100	5,100	6,228	(1,128)	6,695
Fire relief contributions	13,500	13,500	20,830	(7,330)	20,849
Supplies/small equipment	2,850	2,850	30,006	(27,156)	28,029
Repairs and maintenance	4,000	4,000	9,496	(5,496)	8,633
Training	4,200	4,200	4,220	(20)	1,640
Telephone	2,000	2,000	2,129	(129)	1,314
Utilities	7,000	7,000	5,834	1,166	5,497
Capital outlay	15,000	15,000	150,500	(135,500)	
Miscellaneous	6,900	6,900	11,842	(4,942)	12,176
<b>TOTAL EXPENDITURES</b>	<b>74,500</b>	<b>74,500</b>	<b>264,002</b>	<b>(189,502)</b>	<b>103,401</b>
Net change in fund balances			(104,726)	(104,726)	22,874
<b>FUND BALANCES, beginning</b>	<b>69,677</b>	<b>69,677</b>	<b>69,677</b>		<b>46,803</b>
<b>FUND BALANCES, ending</b>	<b>\$ 69,677</b>	<b>\$ 69,677</b>	<b>\$ (35,049)</b>	<b>\$ (104,726)</b>	<b>\$ 69,677</b>

**See Notes to the Financial Statements**

**CITY OF LANESBORO, MINNESOTA**  
**PROPRIETARY FUND**  
**Statement of Net Position**  
December 31, 2016  
With Comparative Totals as of December 31, 2015

	Totals - Utilities Commission	
	2016	2015
<b>ASSETS</b>		
<b>Current Assets</b>		
Cash and investments	\$ 1,393,680	\$ 1,019,004
Accounts receivable, net	118,253	117,790
Inventory	29,922	33,010
Other receivables/prepaid	2,372	2,198
Total Current Assets	1,544,227	1,172,002
<b>Noncurrent Assets</b>		
Capital assets:		
Nondepreciable	13,686	13,686
Depreciable	11,205,752	10,866,708
Less: Accumulated depreciation	4,434,795	4,128,518
Net capital assets	6,784,643	6,751,876
Total Assets	8,328,870	7,923,878
<b>DEFERRED OUTFLOWS OF RESOURCES</b>		
Deferred outflows from pension activity	82,913	16,051
<b>LIABILITIES</b>		
<b>Current Liabilities</b>		
Accounts payable	45,866	632,241
Accrued liabilities	55,758	52,522
Due to other funds	61,428	40,015
Customer deposits	20,941	19,954
Current maturities of bonds payable	204,445	251,297
Total Current Liabilities	388,438	996,029
<b>Noncurrent Liabilities</b>		
Notes payable	2,817,000	2,166,613
Bonds payable	500,000	585,000
Net pension liability	200,638	130,272
Less: bond discount, net of amortization	(7,401)	(8,689)
Total Noncurrent Liabilities	3,510,237	2,873,196
Total Liabilities	3,898,675	3,869,225
<b>DEFERRED INFLOWS OF RESOURCES</b>		
Deferred inflows from pension activity	25,030	17,075
<b>NET POSITION</b>		
Net investment in capital assets	3,270,599	3,757,655
Restricted for debt	222,360	220,916
Unrestricted	995,119	75,058
Total Net Position	\$ 4,488,078	\$ 4,053,629

**See Notes to the Financial Statements**

**CITY OF LANESBORO, MINNESOTA**  
**PROPRIETARY FUND**  
**Statement of Revenues, Expenses**  
**and Changes in Fund Net Position**  
For the Year Ended December 31, 2016  
With Comparative Totals for the Year Ended December 31, 2015

	Totals - Utilities Commission	
	2016	2015
<b>Operating Revenues</b>		
Charges for services	\$ 1,511,559	\$ 1,534,893
<b>Operating Expenses</b>		
Purchased power/facility charge	350,969	448,247
Contracted services	37,963	37,217
Generation fuel/oil	594	1,049
Utilities	70,550	63,216
Salaries and wages	178,462	154,449
Employee benefits	72,242	64,685
Repairs and maintenance	12,636	84,721
Materials, chemicals and supplies	56,935	56,990
Professional fees	32,283	18,706
Laboratory testing	4,142	3,422
Depreciation and amortization	307,565	213,869
Insurance	17,860	20,773
Other	32,360	39,083
Total Operating Expenses	<u>1,174,561</u>	<u>1,206,427</u>
Operating Income	<u>336,998</u>	<u>328,466</u>
<b>Nonoperating Revenues (Expenses)</b>		
Interest income	3,453	585
Interest expense	(52,560)	(60,425)
Other income	65,979	72,486
Total Nonoperating Revenue (Expenses)	<u>16,872</u>	<u>12,646</u>
<b>INCOME BEFORE TRANSFERS AND CONTRIBUTIONS</b>	353,870	341,112
Contributed capital/grants	80,579	1,250,240
<b>CHANGE IN NET POSITION</b>	434,449	1,591,352
<b>NET POSITION - BEGINNING OF YEAR</b>	<u>4,053,629</u>	<u>2,462,277</u>
<b>TOTAL NET POSITION - END OF YEAR</b>	<u>\$ 4,488,078</u>	<u>\$ 4,053,629</u>

**See Notes to the Financial Statements**

**CITY OF LANESBORO, MINNESOTA**  
**PROPRIETARY FUND**  
**Statement of Cash Flows**  
For the Year Ended December 31, 2016  
With Comparative Totals for December 31, 2015

	Totals - Utilities Commission	
	2016	2015
<b>Cash Flows From Operating Activities</b>		
Cash received from customers and users	\$ 1,511,096	\$ 1,543,186
Cash paid to suppliers and employers	(919,028)	(930,744)
Other income	65,979	72,486
	<u>658,047</u>	<u>684,928</u>
Net Cash Provided By Operating Activities		
<b>Cash Flows From Noncapital Financing Activities</b>		
Due to (from) other funds	21,413	61,505
	<u>21,413</u>	<u>61,505</u>
Net Cash Provided By (Used In) Noncapital Financing Activities		
<b>Cash Flows From Capital and Related Financing Activities</b>		
Capital asset acquisitions	(82,869)	(308,099)
Principal payments on bonds	(253,387)	(1,206,654)
Proceeds from contributed capital/grants	80,579	1,250,240
Interest payments on bonds	(52,560)	(60,425)
	<u>(308,237)</u>	<u>(324,938)</u>
Net Cash (Used In) Capital and Related Financing Activities		
<b>Cash Flows From Investing Activities</b>		
Investment income received	3,453	585
	<u>3,453</u>	<u>585</u>
<b>NET INCREASE IN CASH AND CASH EQUIVALENTS</b>	374,676	422,080
<b>CASH AND CASH EQUIVALENTS, BEGINNING OF YEAR</b>	<u>1,019,004</u>	<u>596,924</u>
<b>CASH AND CASH EQUIVALENTS, END OF YEAR</b>	<u>\$ 1,393,680</u>	<u>\$ 1,019,004</u>

**See Notes to the Financial Statements**

**RECONCILIATION OF OPERATING INCOME  
TO NET CASH PROVIDED BY OPERATING ACTIVITIES**

	Totals - Utilities Commission	
	2016	2015
<b>Operating Income</b>	\$ 336,998	\$ 328,466
Adjustments to reconcile operating income to net cash provided by operating activities:		
Depreciation and amortization	307,565	213,869
Change in net pension liability	11,459	10,151
Other income	65,979	72,486
(Increase) Decrease In:		
Accounts receivable	(463)	8,293
Inventory	3,088	6,436
Prepaid items	(174)	(267)
Increase (Decrease) In:		
Accounts payable	(70,628)	39,599
Accrued expenses and customer deposits	4,223	5,895
	<u>\$ 658,047</u>	<u>\$ 684,928</u>
 Net Cash Provided By Operating Activities		
 Non-Cash Transactions:		
Capital assets acquired with accounts payable	\$	\$ 515,747
Capital assets acquired with long term debt	771,922	2,626,391

**(This Page Left Blank Intentionally)**



**CITY OF LANESBORO, MINNESOTA**  
**NOTES TO THE FINANCIAL STATEMENTS**

# CITY OF LANESBORO, MINNESOTA

## NOTES TO THE FINANCIAL STATEMENTS

---

### 1. Summary of Significant Accounting Policies

---

The City of Lanesboro, Minnesota was first incorporated in 1869. The City operates under the “optional Plan A” form of government as defined by Minnesota State Statutes which prescribes a Mayor-Council form of government. The Council consists of four Council members, elected to four year terms, and the Mayor, elected to two year terms.

The accounting policies of the City of Lanesboro, Minnesota, conform to generally accepted accounting principles applicable to governmental units. The following is a summary of the more significant accounting policies:

#### A. Reporting Entity

The City’s financial statements include the accounts of all City operations. The criteria for including organizations as component units within the City’s reporting entity, as set forth in Section 2100 of GASB’s *Codification of Governmental Accounting and Financial Reporting Standards*, include whether the organization is legally separate, holds the corporate powers of the organization, appoints a voting majority of the organization’s board, is able to impose its will on the organization, the organization has the potential to impose a financial benefit/burden on the City, and there is fiscal dependency by the organization on the City. Based upon the application of these criteria, the following is a brief review of each potential component unit addressed in defining the City’s reporting entity.

Excluded – Fire Relief Association – This association is organized as a nonprofit organization by their members to provide pension and other benefits to such members in accordance with Minnesota statutes. Their board of directors are appointed by the membership of the organization. All funding is conducted in accordance with Minnesota statutes, whereby state aids flow to the association, tax levies are determined by the association and are only reviewed by the City, and the associations pay benefits directly to their members.

#### B. Government-wide and Fund Financial Statements

The government-wide financial statements (i.e., the statement of net position and the statement of activities) report information on all of the nonfiduciary activities of the City. For the most part, the effect of interfund activity has been removed from these statements. *Governmental activities*, which normally are supported by taxes and intergovernmental revenues, are reported separately from *business-type activities*, which rely to a significant extent on fees and charges for support.

# CITY OF LANESBORO, MINNESOTA

## NOTES TO THE FINANCIAL STATEMENTS (CONTINUED)

---

### 1. Summary of Significant Accounting Policies (Continued)

---

#### B. Government-wide and Fund Financial Statements (Continued)

The statement of activities demonstrates the degree to which the direct expenses of a given function or segment is offset by program revenues. *Direct expenses* are those that are clearly identifiable with a specific function or segment. *Program revenues* include 1) charges to customers or applicants who purchase, use, or directly benefit from goods, services, or privileges provided by a given function or segment and 2) grants and contributions that are restricted to meeting the operational or capital requirements of a particular function or segment. Taxes and other items not properly included among program revenues are reported instead as *general revenues*.

Separate financial statements are provided for governmental funds and proprietary funds. Major individual governmental funds and all enterprise funds are reported as separate columns in the fund financial statements.

#### C. Measurement Focus, Basis of Accounting, and Financial Statement Presentation

The government-wide financial statements are reported using the *economic resources measurement focus* and the *accrual basis of accounting*, as are the proprietary fund financial statements. Revenues are recorded when earned and expenses are recorded when a liability is incurred, regardless of the timing of related cash flows. Property taxes are recognized as revenues in the year for which they are levied. Grants and similar items are recognized as revenue as soon as all eligibility requirements imposed by the provider have been met.

Governmental fund financial statements are reported using the *current financial resources measurement focus* and the *modified accrual basis of accounting*. Revenues are recognized as soon as they are both measurable and available. Revenues are considered to be *available* when they are collectible within the current period or soon enough thereafter to pay liabilities of the current period. For this purpose, the City considers revenues to be available if they are collected within 60 days of the end of the current fiscal period. Expenditures generally are recorded when a liability is incurred, as under accrual accounting. However, debt service expenditures, as well as expenditures related to compensated absences and claims and judgments, are recorded only when payment is due.

Property taxes, sales taxes, licenses and permits, and interest associated with the current fiscal period are all considered to be susceptible to accrual and so have been recognized as revenues of the current fiscal period. Only the portion of special assessments receivable due within the current fiscal period is considered to be susceptible to accrual as revenue of the current period. All other revenue items are considered to be measurable and available only when cash is received by the City.

Revenue resulting from exchange transactions, in which each party gives and receives essentially equal value, is recorded on the accrual basis when the exchange takes place. On a modified accrual basis, revenue is recorded in the year in which the resources are measurable and become available.

## CITY OF LANESBORO, MINNESOTA

### NOTES TO THE FINANCIAL STATEMENTS (CONTINUED)

---

#### 1. Summary of Significant Accounting Policies (Continued)

---

##### C. *Measurement Focus, Basis of Accounting, and Financial Statement Presentation (continued)*

Non-exchange transaction, in which the City receives value without directly giving equal value in return, include property taxes, grants, and donations. On an accrual basis, revenue from property taxes is recognized in the year for which the tax is levied. Revenue from grants and donations is recognized in the year in which all eligibility requirements have been satisfied. Eligibility requirements include timing requirements, which specify the year in when the resources are required to be used or the year when use is first permitted; matching requirements, in which the City must provide local resources to be used for a specific purpose; and expenditure requirements, in which the resources are provided to the City on a reimbursement basis. On a modified accrual basis, revenue from non-exchange transactions must also be available before it is recognized.

Unearned revenue is recorded when assets are recognized before revenue recognition criteria have been satisfied. Grants received before eligibility requirements other than time requirements are met are recorded as unearned revenue. Grants received before time requirements are met are recorded as a deferred inflow of resources.

##### D. *Description of Funds*

The accounts of the City are organized on the basis of funds, each of which is considered a separate accounting entity. The operations of each fund are accounted for with a separate set of self-balancing accounts that comprise its assets, liabilities, fund equity, revenues and expenditures, or expenses, as appropriate. Government resources are allocated to and accounted for in individual funds based upon the purposes for which they are to be spent and the means by which spending activities are controlled.

GASB Statement #34 sets forth minimum criteria (percentage of the assets, liabilities, revenues or expenditures of the individual funds in the governmental fund category) for the determination of major funds. The City electively added as major funds, those which had specific community focus.

The City reports the following major governmental funds:

The *general fund* is the government's primary operating fund. It is used to account for all financial resources except those required to be or otherwise accounted for in another fund.

The *fire fund* accounts for financial resources to be used for operating activities of the fire department.

The *2016A Bond Refunding fund* accounts for the accumulation of resources for payment of general obligation bonds and interest.

# CITY OF LANESBORO, MINNESOTA

## NOTES TO THE FINANCIAL STATEMENTS (CONTINUED)

---

### 1. Summary of Significant Accounting Policies (Continued)

---

#### D. Description of Funds (Continued)

The City reports the following major proprietary funds:

The *utilities commission fund* accounts for the operations a) that are financed and operated in a manner similar to private business enterprises where the intent of the governing body is that the costs (expenses, including depreciation) of providing goods or services to the general public on a continuing basis be financed or recovered primarily through user charges; or b) where the governing body has decided that periodic determination of revenues earned, expenses incurred and/or net income is appropriate for capital maintenance, public policy, management control, accountability or other purposes.

As a general rule the effect of interfund activity has been eliminated from the government-wide financial statements. Exceptions to this general rule are charges for services between the City's enterprise funds and various other functions of the City. Elimination of these charges would distort the direct costs and program revenues reported for the various functions concerned.

Amounts reported as *program revenues* include 1) charges to customers or applicants for goods, services, or privileges provided, 2) operating grants and contributions, and 3) capital grants and contributions, including special assessments. Internally dedicated resources are reported as *general revenues* rather than as program revenues. Likewise, general revenues include all taxes.

Proprietary funds distinguish *operating* revenues and expense from *nonoperating* items. Operating revenues and expenses generally result from providing services and producing and delivering goods in connection with a proprietary fund's principal ongoing operations. The principal operating revenues of the City's enterprise funds are charges to customers for sales and services. Operating expenses for enterprise funds include the cost of sales and services, administrative expenses, and depreciation of capital assets. All revenues and expenses not meeting this definition are reported as nonoperating revenues and expenses.

When both restricted and unrestricted resources are available for use, it is the City's policy to use restricted resources first, then unrestricted resources when they are needed.

#### E. Encumbrances

Encumbrances represent commitments related to unperformed contracts for goods or services. Encumbrance accounting is not utilized in any of the fund types. Encumbrances outstanding at year end are reported as reservations of fund balances and do not constitute expenditures or liabilities because the commitments will be honored during the subsequent year. There are no encumbrances at December 31, 2016.

**CITY OF LANESBORO, MINNESOTA**

**NOTES TO THE FINANCIAL STATEMENTS (CONTINUED)**

---

**1. Summary of Significant Accounting Policies (Continued)**

---

*F. Assets, Liabilities, Deferred Inflows of Resources, and Net Position or Equity*

*Cash and Investments*

Cash and cash equivalents consist of checking accounts, savings accounts, and certificates of deposit.

*Inventory*

Inventories are valued at the lower of cost or market by applying the first-in, first-out method.

*Accounts Receivable*

Accounts receivables are carried at original invoice. Management determines bad debts by regularly evaluation individual customer accounts receivables and considering a customer's financial condition, credit history, and current economic conditions. Trade receivables are written off when deemed uncollectible. Recoveries of accounts receivables previously written off are recorded when received.

*Special Assessments Receivable*

Assessments are levied at various times upon City Council resolution for property owner improvements made by the City. Assessment collections are deferred over periods ranging from one to twenty nine years. Revenue from these assessments is recognized as the annual installments become collectible. Special assessments receivable represent uncollected assessments, which will be collected by the County. The amount of delinquent assessments receivable are fully offset by deferred inflows of resources in the Governmental Fund Types because they are not known to be available to finance current expenditures.

*Unearned Revenue*

The City reports deferred revenue on its balance sheet. Unearned revenues arise when a potential revenue does not meet both the measurable and available criteria for recognition in the current period. Unearned revenues also arise when resources are received by the City before it has a legal claim to them, as when grant monies are received prior to the incurrence of qualifying expenditures. In subsequent periods, when both revenue recognition criteria are met or when the City has a legal claim to the resources, the liability for unearned revenue is removed from the combined balance sheet and revenue is recognized.

*Prepaid Expenditures*

Certain payments to vendors reflect costs applicable to future accounting periods and are recorded as prepayments. Prepaid items are reported using the consumption method and recorded as an expense or expenditure at the time of consumption.

**CITY OF LANESBORO, MINNESOTA**

**NOTES TO THE FINANCIAL STATEMENTS (CONTINUED)**

---

**1. Summary of Significant Accounting Policies (Continued)**

---

*F. Assets, Liabilities, Deferred Inflows of Resources, and Net Position or Equity (Continued)*

Capital Assets

Capital assets are recorded at historical cost and depreciated over their estimated useful lives (excluding salvage value). The capitalization threshold varies per category. The categories are as follows:

Land	\$	10,000
Buildings		20,000
Infrastructure		100,000
Machinery and equipment		2,500

Donated capital assets are recorded at their estimated fair value at the date of donation. The cost of normal maintenance and repairs that do not add value of the asset or materially extend asset lives are not capitalized.

In the fund financial statements, capital assets used in governmental fund operations are accounted for as capital outlay expenditures of the governmental fund upon acquisition. Capital assets used in proprietary fund operations are accounted for the same as in the government-wide statements.

Estimated useful life is management's estimate of how long the asset is expected to meet service demands. Straight-line depreciation is used based on the following estimated useful lives:

	<u>Years</u>
Buildings	20 - 25
Infrastructure	10 - 40
Machinery and equipment	5 - 25

GASB Statement No. 34 required the City to report and depreciate new infrastructure assets effective January 1, 2004. Infrastructure assets include roads, bridges, underground pipe (other than related to utilities), traffic signals, etc. These infrastructure assets are likely to be the largest asset class of the City. Neither their historical cost nor related depreciation had been reported in the financial statements prior to 2004.

# CITY OF LANESBORO, MINNESOTA

## NOTES TO THE FINANCIAL STATEMENTS (CONTINUED)

---

### 1. Summary of Significant Accounting Policies (Continued)

---

#### F. Assets, Liabilities, Deferred Inflows of Resources, and Net Position or Equity (Continued)

##### Property Taxes

Property tax levies are set by the City Council in December each year and are certified to Fillmore County for collection in the following year. In Minnesota, counties act as collection agents for all property taxes.

The County spreads all levies over taxable property. Such taxes become a lien on January 1, following, and are recorded as receivables by the City at that date. Revenues for property taxes are accrued and recognized in the year collectible, net of delinquencies.

Real property taxes may be paid by taxpayers in two equal installments on May 15 and October 15. Personal property taxes may be paid on February 28 and June 30. The County provides tax settlements to cities and other taxing districts four times a year in January, June, November, and December.

Taxes which remain unpaid at December 31 are classified as delinquent taxes receivable, and are fully offset by inflows of resources because they are not known to be available to finance current expenditures. These offsetting balances are not reflected in the basic financial statements because of their non-effect on current year operations.

##### Compensated Absences

Vacation, sick pay and compensatory overtime are accrued when earned in the government-wide financial statements and the proprietary fund types. In the Governmental Funds of the fund financial statements, vacation, sick pay and compensatory overtime are recorded as expenditures and accrued as a current liability only if they have matured, for example, as a result of employee's resignations and retirements.

##### Concentration of Credit Risk

Financial instruments which expose the City to a concentration of credit risk consist primarily of cash investments and accounts receivable. Credit risk associated with cash and investments are discussed in Note 3. The City's accounts receivable are concentrated geographically, as for the most part, amounts are due from individuals residing in and businesses located in the City of Lanesboro.

##### Pensions

For purposes of measuring the net pension liability, deferred outflows/inflows of resources, and pension expense, information about the fiduciary net position of the Public Employees Retirement Association (PERA) and additions to/deductions from PERA's fiduciary net position have been determined on the same basis as they are reported by PERA except that PERA's fiscal year end is June 30. For this purpose, plan contributions are recognized as of employer payroll paid dates and benefit payments and refunds are recognized when due and payable in accordance with the benefit terms. Investments are reported at fair value.



## CITY OF LANESBORO, MINNESOTA

### NOTES TO THE FINANCIAL STATEMENTS (CONTINUED)

---

#### 1. Summary of Significant Accounting Policies (Continued)

---

##### Net Position / Fund Balance

In the government-wide and proprietary financial statements, net position is classified in the following categories:

Net Investment in Capital Assets – This amount consists of capital assets net of accumulated depreciation and reduced by outstanding debt attributed to the acquisition, construction, or improvement of the assets.

Restricted Net Position – This amount is restricted by external creditors, grantors, contributors, laws or regulations of other governments.

Unrestricted Net Position – This amount is all net position that does not meet the definition of “net investment in capital assets” or “restricted net position.”

The City classifies governmental fund balances as follows:

Non-spendable – includes fund balance amounts that cannot be spent either because it is not in spendable form or because of legal or contractual restraints.

Restricted – This amount is restricted by external creditors, grantors, contributors, laws or regulations of other governments.

Committed – includes fund balance amounts that are constrained for specific purposes that are internally imposed by the City Council through formal action (Resolution) and remain binding unless removed by the City Council by subsequent formal action (Resolution).

Assigned – includes fund balance amounts that are intended to be used for specific purposes that are neither considered restricted or committed. The City Council, by majority vote, may assign fund balances to be used for specific purposes when appropriate.

Unassigned – includes positive fund balance within the General Fund which has not been classified within the above mentioned categories and negative fund balances in other governmental funds.

The City uses restricted/committed amounts to be spent first when both restricted and unrestricted fund balance is available unless there are legal documents/contracts that prohibit doing this, such as a grant agreement requiring for dollar spending. Additionally, the City would first use committed, then assigned, and lastly unassigned amounts of unrestricted fund balance when expenditures are made.

The City has not adopted a formal minimum fund balance policy.

##### Reclassifications

Certain amounts in the 2015 financial statements have been reclassified to conform with the 2016 presentation.

**CITY OF LANESBORO, MINNESOTA**

**NOTES TO THE FINANCIAL STATEMENTS (CONTINUED)**

---

**2. Stewardship, Compliance, and Accountability**

---

*Budgets and Budgetary Accounting*

Each fall, the City Council adopts an annual budget for the following year. The budgets are, in all material respects, prepared on the same basis of accounting used to prepare the financial statements. Budgeted amounts for the General Fund have been presented in the financial statements.

Spending control for City monies is at the fund level, but management control is exercised at budgetary line item level within each fund. The City Council may amend the budget after it is approved using the same procedures necessary to approve the original budget. The budgetary data presented represents the approved budget as amended. All annual appropriations lapse at year-end.

*Implementation of New Accounting Principles*

The City adopted the provisions of Governmental Accounting Standards Board Statement No. 72, *Fair Value Measurement and Application*. This statement generally requires investments to be measured at fair value and requires disclosures to be made about fair value measurements including the level of fair value hierarchy and valuation techniques utilized by the City.

The City adopted the provisions of Governmental Accounting Standards Board Statement No. 76, *The Hierarchy of Generally Accepted Accounting Principles for State and Local Governments*. This statement establishes the order and priority of pronouncements and other sources of accounting and financial reporting guidance that governments should apply. This statement did not impact the preparation of these financial statements.

The City adopted the provisions of Governmental Accounting Standards Board Statement No. 82, *Pensions Issues – an amendment of GASB Statements No. 67, No. 68, and No. 73*. The objective of this statement is to improve consistency in the application of pension accounting and financial reporting requirements by addressing certain issues that have been raised during implementation of the three standards listed above. One of the significant changes included in this statement clarifies the presentation of covered payroll in the required supplementary information to reflect the amount of payroll on which contributions made to the pension plan are based.

---

**3. Detailed Notes on All Funds**

---

A. *Summary of Cash and Investments*

As of December 31, 2016, the City's cash and investments consisted of the following items, all of which are held in an internal investment pool:

Deposits	\$	1,050,122
Cash on hand		75
Non-negotiable CD's		15,047
Money market funds		1,331,104
Total Cash and investments	\$	<u>2,396,348</u>

---

## CITY OF LANESBORO, MINNESOTA

### NOTES TO THE FINANCIAL STATEMENTS (CONTINUED)

---

#### 3. Detailed Notes on All Funds (Continued)

---

##### Investments Authorized by Minnesota Statues

The City is authorized by Minnesota Statues to invest idle funds as follows:

- a) Direct obligations or obligations guaranteed by the United States or its agencies.
- b) Shares of investment companies registered under the Federal Investment Company Act of 1940 and whose only investments are in securities described in (a) above.
- c) General obligations of the State of Minnesota or its municipalities.
- d) Bankers acceptances of United States banks eligible for purchase by the Federal Reserve System.
- e) Commercial paper issued by United States corporations or their Canadian subsidiaries, of the highest quality, and maturing in 270 days or less.
- f) Repurchase agreements with banks that are members of the Federal Reserve System with capitalization exceeding \$10,000,000, a reporting dealer in to the Federal Reserve Bank of New York, or certain Minnesota securities broker-dealers.
- g) Money market funds with institutions that have portfolios consisting exclusively of United States Treasury obligations and Federal Agency issues.

##### Collateralization of Cash Deposits

The City's deposits are entirely covered by federal depository insurance or by collateral held by the City's custodial bank in the City's name.

Minnesota Statues require that all City deposits be insured, secured by surety bonds or be collateralized. Except for notes secured by first mortgages of future maturity, the market value of collateral pledged by the custodial bank must equal 110% of the deposits not covered by insurance or surety bonds.

Authorized collateral includes certain state of local government obligations and legal investments. Minnesota Statues also require that securities pledged as collateral be held in safekeeping by the Treasurer, or in a financial institution other than the institution furnishing the collateral.

##### Interest Rate Risk

The City does not have a formal investment policy that limits investment maturities as a means of managing its exposure to fair value losses arising from increasing interest rates.

##### Credit Risk

The City has no investment policy that would limit its investment choices.

**CITY OF LANESBORO, MINNESOTA**

**NOTES TO THE FINANCIAL STATEMENTS (CONTINUED)**

---

**3. Detailed Notes on All Funds (Continued)**

---

*Fair Value Measurement*

Fair value measurements are determined by utilizing the framework established by the Governmental Accounting Standards Board. The framework provides a fair value hierarchy that prioritizes the inputs to valuation techniques used to measure fair value. The hierarchy gives the highest priority to the unadjusted quoted prices in active markets for identical assets or liabilities (Level 1 measurements) and the lowest priority to unobservable inputs (Level 3 measurements).

The three levels of the fair value hierarchy are as follows:

*Level 1* – Inputs to the valuation methodology are unadjusted quoted prices for identical assets or liabilities in active markets that the City has the ability to access

*Level 2* – Inputs to the valuation methodology include:

- Quoted prices for similar assets or liabilities in active markets
- Quoted prices for identical assets or liabilities in inactive markets
- Inputs other than quoted prices that are observable for the asset or liability
- Inputs that are derived principally from or corroborated by the observable market data by correlation or other means

If the asset or liability has a specific (contractual) term, Level 2, inputs must be observable for substantially the full term of the asset or liability

*Level 3* – Inputs to the valuation methodology are unobservable and significant to the fair value measurement.

The asset’s or liability’s fair value measurement level within the fair value hierarchy is based on the lowest level of any input that is significant to the fair value measurement. Valuation techniques used need to maximize the use of observable inputs and minimize the use of unobservable.

The City held no investments that were required to recorded at fair value.

Concentration of Credit Risk

The City places no limit on the amount the City may invest in any one issuer. Investments in any one issuer that represent 5% or more of the total investments are as follows:

Issuer	Investment Type	Reported Amount
Merchants Bank	Money Market	\$ 1,331,104

**CITY OF LANESBORO, MINNESOTA**

**NOTES TO THE FINANCIAL STATEMENTS (CONTINUED)**

**3. Detailed Notes on All Funds (Continued)**

**B. Capital Assets**

Capital asset activity for the year ended December 31, 2016 was as follows:

<b>Governmental Activities</b>	<b>Beginning Balance</b>	<b>Increases</b>	<b>Decreases</b>	<b>Ending Balance</b>
Capital assets, not being depreciated:				
Land	\$ 264,500	\$	\$	\$ 264,500
Construction in process		42,659		42,659
Total capital assets, not being depreciated	264,500	42,659		307,159
Capital assets, being depreciated:				
Buildings and improvements	1,595,969	42,053		1,638,022
Infrastructure	2,710,549	17,314		2,727,863
Machinery and equipment	1,217,948	208,874	38,320	1,388,502
Total capital assets, being depreciated	5,524,466	268,241	38,320	5,754,387
Less accumulated depreciation for:				
Buildings and improvements	913,496	39,823		953,319
Infrastructure	1,435,175	92,090		1,527,265
Machinery and equipment	699,379	76,522	33,229	742,672
Total accumulated depreciation	3,048,050	208,435	33,229	3,223,256
Total capital assets, being depreciated, net	2,476,416	59,806	5,091	2,531,131
 Governmental activities capital assets, net	 \$ 2,740,916	 \$ 102,465	 \$ 5,091	 \$ 2,838,290

**CITY OF LANESBORO, MINNESOTA**

**NOTES TO THE FINANCIAL STATEMENTS (CONTINUED)**

**3. Detailed Notes on All Funds (Continued)**

**B. *Capital Assets (continued)***

<b>Business-Type Activities</b>	Beginning Balance	Increases	Decreases	Ending Balance
Capital assets, not being depreciated:				
Land	\$ 13,686	\$	\$	\$ 13,686
Total capital assets, not being depreciated	13,686			13,686
Capital assets, being depreciated:				
Dam	470,872			470,872
Buildings and improvements	5,123,339	274,225		5,397,564
Production systems	937,553			937,553
Distribution systems	4,178,315	19,202		4,197,517
Machinery and equipment	156,629	45,617		202,246
Total capital assets, being depreciated	10,866,708	339,044		11,205,752
Less accumulated depreciation for:				
Dam	170,472	16,464		186,936
Buildings and improvements	667,238	127,234		794,472
Production systems	552,911	20,234		573,145
Distribution systems	2,605,963	136,365		2,742,328
Machinery and equipment	131,934	5,980		137,914
Total accumulated depreciation	4,128,518	306,277		4,434,795
Total capital assets, being depreciated, net	6,738,190	32,767		6,770,957
Business-type activities capital assets, net	\$ 6,751,876	\$ 32,767	\$	\$ 6,784,643

Depreciation expense was charged to functions/programs as follows:

**Governmental Activities:**

General government	\$ 23,152
Public safety	39,733
Public works	82,780
Culture and recreation	48,681
Economic development	14,089

Total depreciation expense - governmental activities \$ 208,435

**Business-Type Activities:**

Utilities Commission	\$ 306,277
----------------------	------------

**CITY OF LANESBORO, MINNESOTA**

**NOTES TO THE FINANCIAL STATEMENTS (CONTINUED)**

**3. Detailed Notes on All Funds (Continued)**

*C. Interfund Balances and Transfers*

The amounts due to and from other funds as of December 31, 2016, at the individual fund level are summarized below:

<u>Funds</u>	<u>Due From Other Funds</u>	<u>Due To Other Funds</u>
General Fund	\$ 227,097	\$
Special Revenue:		
Fire Fund		109,323
Lanesboro Museum		16,221
Capital Projects		
2017A Auburn Zenith		35,130
Debt Service:		
2003 Bridge Bond		4,995
Utilities Commission		61,428
	<u>\$ 227,097</u>	<u>\$ 227,097</u>

Transfers during the year ended December 31, 2016 were as follows:

<u>Funds</u>	<u>Transfers In</u>	<u>Transfers Out</u>
General Fund	\$ 9,000	\$ 20,000
Special Revenue:		
Ambulance		9,000
Lanesboro Museum	20,000	
Total Transfers	<u>\$ 29,000</u>	<u>\$ 29,000</u>

Excess of expenditures over budgeted appropriations at the individual fund level during 2016 are as follows:

General Fund	\$ 111,286
Special Revenue Funds:	
Ambulance	9,657
Library	1,752
Fire	189,502

All excess expenditures were the result of planned processes.

As of December 31, 2016, the following funds had deficit fund balances:

Special Revenue Funds:	
Fire	\$ 35,049
Capital Projects	
2017A Auburn Zenith	35,130
Debt Service Funds:	
2003 Bridge Bond	4,842

**CITY OF LANESBORO, MINNESOTA**

**NOTES TO THE FINANCIAL STATEMENTS (CONTINUED)**

**3. Detailed Notes on All Funds (Continued)**

**D. Long-Term Debt**

The following is a summary of changes in long-term debt obligations during the year ended December 31, 2016:

	Beginning Balance	Additions	Reductions	Ending Balance	Amounts Due Within One Year
<b>GOVERNMENTAL ACTIVITIES</b>					
Bonds and Notes Payable:					
General Obligation Bonds:					
2003 GO Bridge Bond (4.9%)	\$ 34,000	\$	\$ 16,000	\$ 18,000	\$
2008A GO Bond (4.36%)	630,000		60,000	570,000	65,000
2010B GO Tax Abatement Bond (2-3.9%)	320,000		25,000	295,000	25,000
2016A GO Refunding Bond (2.00%)		527,000		527,000	
Less: Unamortized Discount	(10,800)		(1,128)	(9,672)	
Total Bonds and Notes Payable	973,200	527,000	99,872	1,400,328	90,000
Other Liabilities:					
Compensated Absences	31,660	6,276		37,936	
Governmental Activities					
Long-term Liabilities	1,004,860	533,276	99,872	1,438,264	90,000
<b>BUSINESS-TYPE ACTIVITIES</b>					
Bonds:					
General Obligation Revenue Bonds:					
2009A Utility Refunding Bond (3.6%)	50,000		50,000		
2010A Utility Refunding Bond (3.7%)	665,000		80,000	585,000	85,000
Notes					
1996 General Obligation Sewer Loan (2.68%)	61,710		32,612	29,098	29,098
2014 PFA Water Revenue Note (1.00%)	2,198,000	634,347	90,000	2,742,347	85,347
2015 PFA Water Revenue Note (1.00%)	28,200	137,575	775	165,000	5,000
Less: Unamortized Discount	(8,689)		(1,288)	(7,401)	
Total Bonds and Loans	2,994,221	771,922	252,099	3,514,044	204,445
Other Liabilities:					
Compensated Absences	35,622	1,819		37,441	
Business-type Activities					
Long-term Liabilities	3,029,843	773,741	252,099	3,551,485	204,445
Total	\$ 4,034,703	\$ 1,307,017	\$ 351,971	\$ 4,989,749	\$ 294,445



**CITY OF LANESBORO, MINNESOTA**

**NOTES TO THE FINANCIAL STATEMENTS (CONTINUED)**

**3. Detailed Notes on All Funds (Continued)**

*D. Long-Term Debt (Continued)*

The annual requirements to amortize all long-term debt outstanding as of December 31, 2016, over the life of the debt, are summarized below:

Years	General Obligation Bonds		General Obligation Revenue Bonds		Notes Payable		Total Principal	Total Interest
	Principal	Interest	Principal	Interest	Principal	Interest		
<u>Governmental Activities</u>								
2017	\$ 90,000	\$ 32,999	\$	\$	\$	\$	\$ 90,000	\$ 32,999
2018	169,000	39,773					169,000	39,773
2019	170,000	34,569					170,000	34,569
2020	165,000	29,355					165,000	29,355
2021	174,000	24,060					174,000	24,060
2022-2026	642,000	39,544					642,000	39,544
Totals	<u>\$ 1,410,000</u>	<u>\$ 200,300</u>					<u>\$ 1,410,000</u>	<u>\$ 200,300</u>
<u>Business-Type Activities</u>								
2017			85,000	21,764	119,445	29,641	204,445	51,405
2018			90,000	18,876	91,000	28,170	181,000	47,046
2019			95,000	15,814	92,000	27,260	187,000	43,074
2020			100,000	12,300	93,000	26,340	193,000	38,640
2021			105,000	8,600	93,000	25,410	198,000	34,010
2022-2026			110,000	4,400	483,000	112,870	593,000	117,270
2027-2031					510,000	88,150	510,000	88,150
2032-2036					535,000	62,150	535,000	62,150
2037-2041					566,000	34,800	566,000	34,800
2042-2044					354,000	7,100	354,000	7,100
Totals			<u>\$ 585,000</u>	<u>\$ 81,754</u>	<u>\$ 2,936,445</u>	<u>\$ 136,821</u>	<u>\$ 3,521,445</u>	<u>\$ 218,575</u>

# CITY OF LANESBORO, MINNESOTA

## NOTES TO THE FINANCIAL STATEMENTS (CONTINUED)

---

### 3. Detailed Notes on All Funds (Continued)

---

#### D. Long-Term Debt (Continued)

##### Tax Increment Financing

The City of Lanesboro is administering authority for Development District #2, a tax increment financing district adopted January 16, 1993 and Development District #2-2, a tax increment financing district adopted in 2003. District #2-2 has not yet been bonded, but was authorized for an amount not to exceed \$260,000. The duration of the tax increment districts are 25 years from the date of receipt of the first tax increment.

Tax increment financing is being used to repay redevelopment costs incurred with regard to the Green Gables Motel property development and to finance the construction of the Church Hill condominium development. It is anticipated that costs for both projects will be financed from tax increment proceeds.

---

### 4. Other Information

---

#### A. Defined Benefit Pension Plans - Statewide

##### Plan Description

The City participates in the following cost-sharing multiple-employer defined benefit pension plan administered by the Public Employees Retirement Association of Minnesota (PERA). PERA's defined benefit pension plans are established and administered in accordance with Minnesota Statutes, Chapters 353 and 356. PERA's defined benefit pension plans are tax qualified plans under Section 401 (a) of the Internal Revenue Code.

General Employees Retirement Fund (GERF) - All full-time and certain part-time employees of the City are covered by the General Employees Retirement Fund (GERF). GERF members belong to either the Coordinated Plan or the Basic Plan. Coordinated Plan members are covered by Social Security and Basic Plan members are not. The Basic Plan was closed to new members in 1967. All new members must participate in the Coordinated Plan.

##### GERF Benefits Provided

PERA provides retirement, disability, and death benefits. Benefit provisions are established by state statute and can only be modified by the state legislature.

Benefit increases are provided to benefit recipients each January. Increases are related to the funding ratio of the plan. Members in plans that are at least 90 percent funded for two consecutive years are given 2.5% increases. Members in plans that have not exceeded 90% funded, or have fallen below 80%, are given 1% increases.

The benefit provisions stated in the following paragraphs of this section are current provisions and apply to active plan participants. Vested, terminated employees who are entitled to benefits but are not receiving them yet are bound by the provisions in effect at the time they last terminated their public service.

---

## CITY OF LANESBORO, MINNESOTA

### NOTES TO THE FINANCIAL STATEMENTS (CONTINUED)

---

#### 4. Other Information (Continued)

---

##### A. Defined Benefit Pension Plans – Statewide (continued)

###### Plan Description (continued)

Benefits are based on a member's highest average salary for any five successive years of allowable service, age, and years of credit at termination of service. Two methods are used to compute benefits for PERA's Coordinated and Basic Plan members. The retiring member receives the higher of a step-rate benefit accrual formula (Method 1) or a level accrual formula (Method 2). Under Method 1, the annuity accrual rate for a Basic Plan member is 2.2% of average salary for each of the first ten years of service and 2.7% for each remaining year. The annuity accrual rate for a Coordinated Plan member is 1.2 percent of average salary for each of the first ten years and 1.7% for each remaining year. Under Method 2, the annuity accrual rate is 2.7% of average salary for Basic Plan members and 1.7% for Coordinated Plan members for each year of service. For members hired prior to July 1, 1989, a full annuity is available when age plus years of service equal 90 and normal retirement age is 65. For members hired on or after July 1, 1989, normal retirement age is the age for unreduced Social Security benefits capped at 66. Disability benefits are available for vested members and are based upon years of service and average high-five salary.

###### GERF Contributions

Minnesota Statutes Chapter 353 sets the rates for employer and employee contributions. Contribution rates can only be modified by the state legislature.

Basic Plan members and Coordinated Plan members were required to contribute 9.1% and 6.50%, respectively, of their annual covered salary in calendar year 2016. The City was required to contribute 11.78% of pay for Basic Plan members and 7.50% for Coordinated Plan members in calendar year 2016. The City's contributions to the GERF for the year ended December 31, 2016, were \$26,892. The City's contributions were equal to the required contributions as set by state statute.

###### GERF Pension Costs

At December 31, 2016, the City reported a liability of \$470,931 for its proportionate share of the GERF's net pension liability. The net pension liability was measured as of June 30, 2016, and the total pension liability used to calculate the net pension liability was determined by an actuarial valuation as of that date. The City's proportion of the net pension liability was based on the City's contributions received by PERA during the measurement period for employer payroll paid dates from July 1, 2015, through June 30, 2016, relative to the total employer contributions received from all of PERA's participating employers. At June 30, 2016, the City's proportion was .0058% at the end of the measurement period and .0059% for the beginning of the period.

For the year ended December 31, 2016, the City recognized pension expense of \$63,977 for its proportionate share of the GERF's pension expense.

**CITY OF LANESBORO, MINNESOTA**

**NOTES TO THE FINANCIAL STATEMENTS (CONTINUED)**

**4. Other Information (Continued)**

A. Defined Benefit Pension Plans – Statewide (continued)

At December 31, 2016, the City reported its proportionate share of the GERS's deferred outflows of resources and deferred inflows of resources related to pensions from the following sources:

	Deferred Outflows of Resources	Deferred Inflows of Resources
Differences between expected and actual economic experience	\$	\$ 38,430
Changes in actuarial assumptions	92,209	
Difference between projected and actual investment earnings	89,752	
Changes in proportion		20,325
Contributions paid to GERS subsequent to the measurement date	<u>15,549</u>	
Total	<u>\$ 197,510</u>	<u>\$ 58,755</u>

Included in deferred outflows of resources related to pensions is \$15,545 resulting from City contributions subsequent to the measurement date will be recognized as a reduction of the net pension liability in the year ended December 31, 2016. Other amounts reported as deferred outflows and inflows of resources related to pensions will be recognized in pension expense as follows:

Year ending June 30:	Pension Expense Amount
2017	\$ 30,944
2018	30,946
2019	44,303
2020	17,013

Actuarial Assumptions

The total pension liability in the June 30, 2016 actuarial valuation was determined using the following actuarial assumptions:

Inflation	2.50%	Per year
Active Member Payroll Growth	3.25%	Per year
Investment Rate of Return	7.50%	

Salary increases were based on a service-related table. Mortality rates for active members, retirees, survivors and disabilitants were based on RP-2000 tables for males or females, as appropriate, with slight adjustments. Cost of living benefit increases for retirees are assumed to be one percent per year for all future years for the General Employees Plan.

# CITY OF LANESBORO, MINNESOTA

## NOTES TO THE FINANCIAL STATEMENTS (CONTINUED)

---

### 4. Other Information (Continued)

---

#### A. Defined Benefit Pension Plans – Statewide (continued)

Actuarial assumptions used in the June 30, 2016, valuation were based on the results of actuarial experience studies. The most recent four-year experience study in the General Employees Plan was completed in 2015.

The following changes in actuarial assumptions occurred in 2016:

#### General Employees Fund

- The assumed post-retirement benefit increase rate was changed from 1.0% per year through 2035 and 2.5% per year thereafter to 1.0% per year for all future years
- The assumed investment return was changed from 7.9% to 7.5%. The single discount rate was changed from 7.9% to 7.5%
- Other assumptions were changed pursuant to the experience study dated June 30, 2015. The assumed future salary increases, payroll growth, and inflation were decreased by .25% to 3.25% for payroll growth and 2.5% for inflation

The State Board of Investment, which manages the investments of PERA, prepares an analysis of the reasonableness of the long-term expected rate of return on a regular basis using a building-block method in which best-estimate ranges of expected future rates of return are developed for each major asset class. These ranges are combined to produce an expected long-term rate of return by weighting the expected future rates of return by the target asset allocation percentages. The target allocation and best estimates of arithmetic real rates of return for each major asset class are summarized in the following table:

<u>Asset Class</u>	<u>Target Allocation</u>	<u>Long Term Expected Real Rate of Return</u>
Domestic Stocks	45%	5.50%
International Stocks	15%	6.00%
Bonds	18%	1.45%
Alternative Assets	20%	6.40%
Cash	2%	0.50%

#### Discount Rate

The discount rate used to measure the total pension liability in 2016 was 7.5%, a reduction from the 7.9% used in 2015. The projection of cash flows used to determine the discount rate assumed that employee and employer contributions will be made at the rate specified in statute. Based on that assumption, each of the pension plan's fiduciary net position was projected to be available to make all projected future benefit payments of current active and inactive employees. Therefore, the long-term expected rate of return on pension plan investments was applied to all periods of projected benefit payments to determine the total pension liability.

**CITY OF LANESBORO, MINNESOTA**

**NOTES TO THE FINANCIAL STATEMENTS (CONTINUED)**

---

**4. Other Information (Continued)**

---

A. Defined Benefit Pension Plans – Statewide (continued)

Pension Liability Sensitivity

The following presents the City's proportionate share of the net pension liability for all plans it participates in, calculated using the discount rate disclosed in the preceding paragraph, as well as what the City's proportionate share of the net pension liability would be if it were calculated using a discount rate 1 percentage point lower or 1 percentage point higher than the current discount rate:

	1% Decrease in Discount Rate (6.5%)	Discount Rate (7.5%)	1% Increase in Discount Rate (8.5%)
City's proportionate share of the GERF net pension liability	\$ 668,862	\$ 470,931	\$ 307,890

Pension Plan Fiduciary Net Position

Detailed information about each pension plan's fiduciary net position is available in a separately-issued PERA financial report that includes financial statements and required supplementary information. That report may be obtained on the Internet at [www.mnpera.org](http://www.mnpera.org); by writing to PERA at 60 Empire Drive #200, St. Paul, Minnesota, 55103-2088; or by calling (651) 296-7460 or 1-800-652-9026.

B. Defined Benefit Pension Plan – Fire Relief Association

The Lanesboro Firemen's Relief Association has not had an actuarial study performed. The Association believes the funding status determined using the calculation required by the Minnesota State Auditor is sufficient to determine the reportable amounts under GASB No. 68, *Accounting and Financial Reporting for Pensions*.

**CITY OF LANESBORO, MINNESOTA**

**NOTES TO THE FINANCIAL STATEMENTS (CONTINUED)**

---

**4. Other Information (Continued)**

---

*B. Defined Benefit Pension Plan – Fire Relief Association (continued)*

Plan Description

The City contributes to the Lanesboro Firemen's Relief Association ("Association"), a single employer public employee retirement system that acts as a common investment and administrator for the City's firefighters.

Volunteer firefighters of the City are members of the Lanesboro Firemen's Relief Association. Association members are eligible to receive a lump sum pension benefit of \$1,200 per person per year of service after reaching a minimum retirement age of 50 and at least 20 years of service in the association. Association members are eligible to receive partial pension benefits for service of 10 years with 10 years of membership in the association. These benefit provisions are consistent with enabling State statutes. Volunteers of the department are not required to contribute to the relief association. The City levies property taxes at the direction of and for the benefit of the fire relief association and passes through state aids allocated to the plan, all in accordance with enabling state statutes.

Funding Status and Progress

At December 31, 2015, the Association funding status is as follows:

Total plan assets	\$ 299,240
Total accrued liability	<u>330,780</u>
Deficiency of Plan Assets Over Accrued Liability	<u>\$ (31,540)</u>

Contributions Required and Contributions Made

Financial requirements of the Association are determined on a computation based on member years of service. The City's minimum obligation is the financial requirement for the year less Association investment earnings and State aids. The funding strategy should provide sufficient resources to pay relief association benefits on a timely basis.

Total contributions made by the City to the Association in 2016 amount to \$20,830 (\$17,210 pass-through of State aids and \$3,620 in City funds). The contributed amount was determined as described above and was based on the Association's requirements as of December 31, 2016.

The payments received from the State of Minnesota on behalf of the Association have been recognized as revenue and the contribution to the Association has been recognized as an expenditure in the accompanying financial statements.

The computation of the pension contribution requirements for 2016 was based on the same assumptions, benefit provision, lump sum funding method, and other significant factors used to determine pension contributions requirements in previous years.

## CITY OF LANESBORO, MINNESOTA

### NOTES TO THE FINANCIAL STATEMENTS (CONTINUED)

---

#### 4. Other Information (Continued)

---

##### C. Risk Management

The City is exposed to various risks of loss related to torts: theft of, damage to, and destruction of assets; errors and omissions; injuries to employees; and natural disasters. The City carries insurance for liability, property, and automotive insurance through the League of Minnesota Cities Insurance Trust (LMCIT). The City provides employee health insurance through a private insurance carrier.

Settled claims resulting from these risks have not exceeded the insurance coverage in any of the past three years. There were no reductions in insurance coverage in 2016.

The City participates in a group workers' compensation plan of the LMCIT, which is a public entity risk pool currently operating as a common risk management and insurance program for member Minnesota Cities. All cities participating in the plan are jointly and severally liable for all claims and expenses of the plan. The LMCIT workers' compensation plan is self-sustaining based on the premiums charged, so that total contributions plus compounded earnings on those contributions will be sufficient to satisfy claims, liabilities and other expenses of the plan. The LMCIT plan participates in the Workers' Compensation Reinsurance Association with coverage of \$1,000,000 per claim for plan year 2016. The amount of any liability in excess of plan assets may be assessed to participating Cities in a method and amount determined by the LMCIT.

##### D. Lease

Effective May 24, 1984, the City entered into a 30 year lease agreement with the Commissioner of Natural Resources to establish a Root River Trail Interpretive Center. Rent for the stated Center in the amount of \$60,000 was paid in advance to the City of Lanesboro and established in a Special Revenue Lanesboro Museum Fund. This amount, plus investment earnings, is to be used exclusively for the restoration and renovation of the occupied building. To date, \$84,847 has been expended for leasehold improvements to this property. The fund balance at December 31, 2016 is \$3,779.

##### E. Health Reimbursement Plan

The City has a health reimbursement plan to provide insurance to employees. The City pays a \$600 monthly deposit for each employee to a third-party management company. Health claims are then made to the management company by employees and outstanding balances can be held for future use.

##### F. Conduit Debt Obligation

To provide financing for improvements to Commonweal Theatre, the City of Lanesboro, Minnesota issued \$1,200,000 of Commercial Facility Revenue Notes dated May 9, 2006. These notes are special limited obligations of the City, payable solely from income sources of the non-profit corporation. The notes do not constitute a debt or pledge of the faith and credit of the City, and accordingly have not been reported in the accompanying financial statements. At December 31, 2016, remaining notes outstanding totaled \$750,000.



**CITY OF LANESBORO, MINNESOTA**  
**REQUIRED SUPPLEMENTARY INFORMATION**  
**DECEMBER 31, 2016**

**CITY OF LANESBORO, MINNESOTA**  
**Schedules of Contributions**  
**December 31, 2016**

**Schedule of Contributions**  
**PERA General Employees Retirement Fund**

Year Ended December 31	Statorily Required Contribution (a)	Contributions in Relation to Statorily Required Contribution (b)	Contribution Deficiency (Excess) (a-b)	Covered Employee Payroll (d)	Contributions as a Percentage of Covered Payroll (b/d)
2014	\$ 25,039	\$ 25,039	\$	\$ 332,687	7.5%
2015	25,688	25,688		342,507	7.5%
2016	26,892	26,892		358,560	7.5%
2017					
2018					
2019					
2020					
2021					
2022					
2023					

**CITY OF LANESBORO, MINNESOTA**  
**Schedules of Proportionate Share of Net Pension Liability**  
**December 31, 2016**

**Schedule of Proportionate Share of Net Pension Liability**  
**PERA General Employees Retirement Fund**

Fiscal Year Ended June 30	Proportionate (Percentage) of Net Pension Liability (Asset)	Proportionate Share (Amount) of the Net Pension Liability (Asset) (a)	Covered- Employee Payroll (b)	Proportionate Share (Amount) of the Net Pension Liability (Asset) as a Percentage of its Covered Employee Payroll (a/b)	Plan Fiduciary Net Position as a Percentage of the Total Pension Liability
2014	0.0066%	\$ 310,035	\$ 326,055	95.1%	78.7%
2015	0.0059%	305,769	337,597	90.6%	78.2%
2016	0.0058%	470,931	350,533	134.3%	68.9%
2017					
2018					
2019					
2020					
2021					
2022					
2023					

**CITY OF LANESBORO, MINNESOTA**  
**COMBINING AND INDIVIDUAL NONMAJOR FUNDS**  
**STATEMENTS AND SCHEDULES**  
**DECEMBER 31, 2016**

**CITY OF LANESBORO, MINNESOTA  
COMBINING BALANCE SHEET  
NONMAJOR GOVERNMENTAL FUNDS  
December 31, 2016**

	Special Revenue					
	211 Library	230 Ambulance	205 Lanesboro Museum	235 Buffalo Bill Days	240 Church Hill TIF District	250 Economic Development
<b>ASSETS</b>						
Cash and investments	\$ 27,540	\$ 154,653	\$ 20,000	\$ 19,124	\$ 18,486	\$ 4,396
Accounts receivable		29,401				
Due from other governmental units	990					
Taxes receivable delinquent	1,103	658				
Special assessments receivable						
<b>TOTAL ASSETS</b>	<b>\$ 29,633</b>	<b>\$ 184,712</b>	<b>\$ 20,000</b>	<b>\$ 19,124</b>	<b>\$ 18,486</b>	<b>\$ 4,396</b>
<b>LIABILITIES, DEFERRED INFLOWS OF RESOURCES AND FUND BALANCE</b>						
<b>Liabilities</b>						
Accounts payable	\$ 1,074	\$ 184	\$	\$	\$	\$
Accrued liabilities	718					
Due to other funds			16,221			
Total Liabilities	<u>1,792</u>	<u>184</u>	<u>16,221</u>			
<b>Deferred Inflows of Resources</b>						
Unavailable revenue						
Property taxes	1,103	658				
Special assessments						
Total Deferred Inflows of Resources	<u>1,103</u>	<u>658</u>				
<b>Fund Balance</b>						
Restricted:						
Contributors				19,124		
Grantors						
Regulators					18,486	
Debt service						
Assigned	26,738	183,870				4,396
Unassigned			3,779			
Total Fund Balance	<u>26,738</u>	<u>183,870</u>	<u>3,779</u>	<u>19,124</u>	<u>18,486</u>	<u>4,396</u>
<b>TOTAL LIABILITIES, DEFERRED INFLOWS OF RESOURCES, AND FUND BALANCE</b>	<b>\$ 29,633</b>	<b>\$ 184,712</b>	<b>\$ 20,000</b>	<b>\$ 19,124</b>	<b>\$ 18,486</b>	<b>\$ 4,396</b>

Special Revenue		Debt Service			Capital Projects		Total Nonmajor Governmental Funds 2016
405 Small Cities Grant Fund	418 Local Sales Tax	308 2003 Bridge Bond	302 2008A GO Bond Fund	304 2010 Tax Abatement Bonds	407 2017A Auburn Zenith	417 Dam Project	
\$ 24,884	\$ 69,076	\$	\$ 76,445	\$ 49,440	\$	\$ 14,500	\$ 478,544
							29,401
		153	1,098	644			2,885
		171	1,222	717			3,871
			86,876				86,876
<u>\$ 24,884</u>	<u>\$ 69,076</u>	<u>\$ 324</u>	<u>\$ 165,641</u>	<u>\$ 50,801</u>	<u>\$</u>	<u>\$ 14,500</u>	<u>\$ 601,577</u>
\$	\$	\$	\$	\$	\$	\$	\$ 1,258
		4,995			35,130		718
		<u>4,995</u>			<u>35,130</u>		<u>56,346</u>
							<u>58,322</u>
		171	1,222	717			3,871
			86,876				86,876
		<u>171</u>	<u>88,098</u>	<u>717</u>			<u>90,747</u>
24,884						14,500	19,124
	69,076						39,384
			77,543	50,084			87,562
							127,627
		(4,842)			(35,130)		215,004
<u>24,884</u>	<u>69,076</u>	<u>(4,842)</u>	<u>77,543</u>	<u>50,084</u>	<u>(35,130)</u>	<u>14,500</u>	<u>(36,193)</u>
<u>\$ 24,884</u>	<u>\$ 69,076</u>	<u>\$ 324</u>	<u>\$ 165,641</u>	<u>\$ 50,801</u>	<u>\$</u>	<u>\$ 14,500</u>	<u>\$ 601,577</u>

**CITY OF LANESBORO, MINNESOTA**  
**COMBINING STATEMENT OF REVENUES, EXPENDITURES AND**  
**CHANGES IN FUND BALANCES**  
**NONMAJOR GOVERNMENTAL FUNDS**  
**For the Year Ended December 31, 2016**

	Special Revenue					
	211 Library	220 Ambulance	205 Lanesboro Museum	235 Buffalo Bill Days	240 Church Hill TIF District	250 Economic Development
<b>REVENUES</b>						
Property tax collected	\$ 56,596	\$ 33,749	\$	\$	\$	\$
Sales taxes						
Tax Increment					26,047	
Special assessments						
Intergovernmental	27,359	28,644				
Charges for services	1,315	84,642		49,850		
Interest income	47		16			
Donations/miscellaneous	8,841	796		35		21,970
<b>TOTAL REVENUES</b>	<u>94,158</u>	<u>147,831</u>	<u>16</u>	<u>49,885</u>	<u>26,047</u>	<u>21,970</u>
<b>EXPENDITURES</b>						
Public safety		105,047				
Culture and recreation	86,188		20,922	41,145		
Economic development					24,353	28,987
Capital outlay						
Debt service						
Principal retirement						
Interest and fiscal charges						
<b>TOTAL EXPENDITURES</b>	<u>86,188</u>	<u>105,047</u>	<u>20,922</u>	<u>41,145</u>	<u>24,353</u>	<u>28,987</u>
Excess (deficiency) of revenues over (under) expenditures	<u>7,970</u>	<u>42,784</u>	<u>(20,906)</u>	<u>8,740</u>	<u>1,694</u>	<u>(7,017)</u>
<b>OTHER FINANCING SOURCES (USES)</b>						
Transfer in			20,000			
Transfer out		(9,000)				
<b>TOTAL OTHER FINANCING SOURCES (USES)</b>		<u>(9,000)</u>	<u>20,000</u>			
Net change in fund balances	7,970	33,784	(906)	8,740	1,694	(7,017)
<b>FUND BALANCES, beginning</b>	<u>18,768</u>	<u>150,086</u>	<u>4,685</u>	<u>10,384</u>	<u>16,792</u>	<u>11,413</u>
<b>FUND BALANCES, ending</b>	<u>\$ 26,738</u>	<u>\$ 183,870</u>	<u>\$ 3,779</u>	<u>\$ 19,124</u>	<u>\$ 18,486</u>	<u>\$ 4,396</u>

Special Revenue		Debt Service			Capital Projects		Total Nonmajor Governmental Funds
405 Small Cities Grant Fund	418 Local Sales Tax	308 2003 Bridge Bond	302 2008A GO Bond Fund	304 2010 Tax Abatement Bonds	407 2017A Auburn Zenith	417 Dam Project	
\$	\$	\$ 8,826	\$ 61,729	\$ 36,634	\$	\$	\$ 197,534
	58,183						58,183
			16,068				26,047
8,843						14,500	16,068
							79,346
							135,807
20							83
3,746							35,388
<u>12,609</u>	<u>58,183</u>	<u>8,826</u>	<u>77,797</u>	<u>36,634</u>		<u>14,500</u>	<u>548,456</u>
							105,047
							148,255
14,242							67,582
					35,130		35,130
		16,000	60,000	25,000			101,000
		1,471	25,810	10,836			38,117
<u>14,242</u>		<u>17,471</u>	<u>85,810</u>	<u>35,836</u>	<u>35,130</u>		<u>495,131</u>
							20,000
							(9,000)
							11,000
(1,633)	58,183	(8,645)	(8,013)	798	(35,130)	14,500	64,325
26,517	10,893	3,803	85,556	49,286			388,183
<u>\$ 24,884</u>	<u>\$ 69,076</u>	<u>\$ (4,842)</u>	<u>\$ 77,543</u>	<u>\$ 50,084</u>	<u>\$ (35,130)</u>	<u>\$ 14,500</u>	<u>\$ 452,508</u>

**CITY OF LANESBORO, MINNESOTA  
LIBRARY FUND  
Balance Sheet  
December 31, 2016  
With Comparative Totals as of December 31, 2015**

	Totals	
	2016	2015
<b>ASSETS</b>		
<b>Current Assets</b>		
Cash and cash equivalents	\$ 27,540	\$ 18,147
Taxes receivable	990	1,290
Taxes receivable delinquent	1,103	1,234
Total Current Assets	29,633	20,671
<b>LIABILITIES</b>		
<b>Current Liabilities</b>		
Accounts payable	1,074	277
Accrued liabilities	718	392
Total Current Liabilities	1,792	669
<b>DEFERRED INFLOWS OF RESOURCES</b>		
Unavailable revenue		
Property taxes	1,103	1,234
<b>FUND BALANCE</b>		
Assigned		
Book/Memorial	28,367	29,434
Library operations	(1,629)	(10,666)
Total Fund Balance	\$ 26,738	\$ 18,768



**CITY OF LANESBORO, MINNESOTA**  
**LIBRARY FUND**  
**Statement of Revenues, Expenses**  
**and Changes in Fund Net Position - Budget and Actual**  
**For the Year Ended December 31, 2016**  
**With Comparative Totals for the Year Ended December 31, 2015**

	Budgeted Amounts		Library	Book/ Memorial	2016 Actual Amounts	Variance with Final Budget - Positive (Negative)	2015 Actual Amounts
	Original	Final					
<b>Revenues</b>							
Property taxes	\$ 56,836	\$ 56,836	\$ 56,596	\$	\$ 56,596	\$ (240)	\$ 54,475
Intergovernmental	26,000	26,000	27,359		27,359	1,359	26,859
Charges for services	1,100	1,100	1,315		1,315	215	1,351
Other	500	500	195	8,646	8,841	8,341	10,634
Total Revenues	<u>84,436</u>	<u>84,436</u>	<u>85,465</u>	<u>8,693</u>	<u>94,158</u>	<u>9,722</u>	<u>93,319</u>
<b>Expenses</b>							
Salaries	44,828	44,828	43,640		43,640	1,188	43,338
PERA and social security	7,400	7,400	6,985		6,985	415	7,006
Employee benefits	8,575	8,575	8,582		8,582	(7)	8,583
Supplies	2,000	2,000	1,563	5,116	6,679	(4,679)	15,280
Books	7,000	7,000	7,755		7,755	(755)	6,043
Magazines	500	500	543		543	(43)	591
Videos/audios	1,300	1,300	701		701	599	792
Summer reading program	750	750				750	336
Library automation	5,218	5,218	6,623		6,623	(1,405)	5,142
Insurance	900	900	655		655	245	920
Telephone	1,400	1,400	953		953	447	915
Lease payments	2,990	2,990	2,600		2,600	390	2,112
Miscellaneous	1,475	1,475	472		472	1,003	113
Total Expenses	<u>84,436</u>	<u>84,436</u>	<u>81,072</u>	<u>5,116</u>	<u>86,188</u>	<u>(1,752)</u>	<u>91,171</u>
<b>CHANGE IN FUND BALANCES</b>			4,393	3,577	7,970	7,970	2,148
<b>TOTAL FUND BALANCE - BEGINNING OF YEAR</b>	<u>18,768</u>	<u>18,768</u>	<u>(6,022)</u>	<u>24,790</u>	<u>18,768</u>		<u>16,620</u>
<b>TOTAL FUND BALANCE - END OF YEAR</b>	<u>\$ 18,768</u>	<u>\$ 18,768</u>	<u>\$ (1,629)</u>	<u>\$ 28,367</u>	<u>\$ 26,738</u>	<u>\$ 7,970</u>	<u>\$ 18,768</u>

**CITY OF LANESBORO, MINNESOTA**  
**AMBULANCE FUND**  
**Schedule of Revenues, Expenditures**  
**and Changes in Fund Balance - Budget and Actual**  
For the Year Ended December 31, 2016  
With Comparative Totals for the Year Ended December 31, 2015

	Budgeted Amounts		2016 Actual Amounts	Variance with Final Budget - Positive (Negative)	2015 Actual Amounts
	Original	Final			
<b>REVENUES</b>					
Property taxes	\$ 33,890	\$ 33,890	\$ 33,749	\$ (141)	\$ 33,518
Charges for service	55,000	55,000	84,642	29,642	64,075
Intergovernmental	15,500	15,500	28,644	13,144	23,855
Donations/miscellaneous			796	796	2,145
<b>TOTAL REVENUES</b>	<b>104,390</b>	<b>104,390</b>	<b>147,831</b>	<b>43,441</b>	<b>123,593</b>
<b>EXPENDITURES</b>					
Salaries	56,140	56,140	64,720	(8,580)	51,687
PERA and social security	5,500	5,500	5,438	62	4,256
Employee benefits	4,500	4,500	3,429	1,071	4,884
Supplies/small equipment	4,500	4,500	6,938	(2,438)	4,114
Repairs and maintenance	1,000	1,000	3,269	(2,269)	499
Fuel and oil	2,000	2,000	1,662	338	1,124
Travel and training	5,000	5,000	1,923	3,077	6,236
Contracted services	5,400	5,400	5,841	(441)	5,149
Miscellaneous expense	11,350	11,350	9,139	2,211	11,399
<b>TOTAL EXPENDITURES</b>	<b>95,390</b>	<b>95,390</b>	<b>105,047</b>	<b>(9,657)</b>	<b>89,348</b>
Excess (deficiency) of revenues over (under) expenditures	9,000	9,000	42,784	33,784	34,245
<b>OTHER FINANCING SOURCES (USES)</b>					
Transfers out	(9,000)	(9,000)	(9,000)		(9,000)
Net change in fund balances			33,784	33,784	25,245
<b>FUND BALANCES, beginning</b>	<b>150,086</b>	<b>150,086</b>	<b>150,086</b>		<b>124,841</b>
<b>FUND BALANCES, ending</b>	<b>\$ 150,086</b>	<b>\$ 150,086</b>	<b>\$ 183,870</b>	<b>\$ 33,784</b>	<b>\$ 150,086</b>

**CITY OF LANESBORO, MINNESOTA**  
**SMALL CITY GRANT FUND**  
**Schedule of Revenues, Expenditures**  
**and Changes in Fund Balance - Budget and Actual**

For the Year Ended December 31, 2016

With Comparative Totals for the Year Ended December 31, 2015

	Budgeted Amounts		2016 Actual Amounts	Variance with Final Budget - Positive (Negative)	2015 Actual Amounts
	Original	Final			
<b>REVENUES</b>					
Intergovernmental	\$	\$	\$ 8,843	\$ 8,843	\$ 19,269
Donations/miscellaneous			3,746	3,746	7,112
Interest income			20	20	34
<b>TOTAL REVENUES</b>			<u>12,609</u>	<u>12,609</u>	<u>26,415</u>
<b>EXPENDITURES</b>					
Capital projects			14,242	(14,242)	12,500
Professional services					19,269
<b>TOTAL EXPENDITURES</b>			<u>14,242</u>	<u>(14,242)</u>	<u>31,769</u>
Net change in fund balances			(1,633)	(1,633)	(5,354)
<b>FUND BALANCES, beginning</b>	<u>26,517</u>	<u>26,517</u>	<u>26,517</u>		<u>31,871</u>
<b>FUND BALANCES, ending</b>	<u>\$ 26,517</u>	<u>\$ 26,517</u>	<u>\$ 24,884</u>	<u>\$ (1,633)</u>	<u>\$ 26,517</u>

**(This Page is Left Blank Intentionally)**

**CITY OF LANESBORO, MINNESOTA**  
**SUPPLEMENTARY INFORMATION**  
**DECEMBER 31, 2016**

**CITY OF LANESBORO, MINNESOTA  
GOVERNMENTAL FUNDS  
Bond Retirement Schedules  
December 31, 2016**

Year	\$98,000 General Obligation Bridge Bonds of 2003		
	Principal	Interest	Total
2017	\$	\$ 441	\$ 441
2018	9,000	662	9,662
2019	9,000	220	9,220
<b>Totals</b>	\$ 18,000	\$ 1,323	\$ 19,323

**CITY OF LANESBORO, MINNESOTA  
GOVERNMENTAL FUNDS  
Bond Retirement Schedules (Continued)  
December 31, 2016**

Year	\$910,000 General Obligation Bonds of 2008		
	Principal	Interest	Total
2017	\$ 65,000	\$ 22,860	\$ 87,860
2018	65,000	20,260	85,260
2019	65,000	17,595	82,595
2020	65,000	14,865	79,865
2021	70,000	12,030	82,030
2022	75,000	8,910	83,910
2023	80,000	5,500	85,500
2024	85,000	1,870	86,870
<b>Totals</b>	<b>\$ 570,000</b>	<b>\$ 103,890</b>	<b>\$ 673,890</b>

Year	\$420,000 General Obligation Tax Abatement Bonds of 2010		
	Principal	Interest	Total
2017	\$ 25,000	\$ 9,698	\$ 34,698
2018	25,000	9,011	34,011
2019	25,000	8,324	33,324
2020	30,000	7,470	37,470
2021	30,000	6,450	36,450
2022	30,000	5,430	35,430
2023	30,000	4,410	34,410
2024	30,000	3,315	33,315
2025	35,000	2,047	37,047
2026	35,000	682	35,682
<b>Totals</b>	<b>\$ 295,000</b>	<b>\$ 56,837</b>	<b>\$ 351,837</b>

Year	\$527,000 General Obligation Refunding Bonds of 2016A		
	Principal	Interest	Total
2017	\$	\$ 7,027	\$ 7,027
2018	70,000	9,840	79,840
2019	71,000	8,430	79,430
2020	70,000	7,020	77,020
2021	74,000	5,580	79,580
2022	78,000	4,060	82,060
2023	80,000	2,480	82,480
2024	84,000	840	84,840
<b>Totals</b>	<b>\$ 527,000</b>	<b>\$ 45,277</b>	<b>\$ 572,277</b>

**CITY OF LANESBORO, MINNESOTA  
BUSINESS-TYPE FUNDS  
Bond Retirement Schedules  
December 31, 2016**

\$1,030,000 Electric Revenue  
Refunding Bonds of 2010

Year	Principal	Interest	Total
2017	\$ 85,000	\$ 21,764	\$ 106,764
2018	90,000	18,876	108,876
2019	95,000	15,814	110,814
2020	100,000	12,300	112,300
2021	105,000	8,600	113,600
2022	110,000	4,400	114,400
<b>Totals</b>	<b>\$ 585,000</b>	<b>\$ 81,754</b>	<b>\$ 666,754</b>

\$492,733 Public Facilities Authority  
Project Loan of 1996

Year	Principal	Interest	Total
2017	\$ 29,098	\$ 628	\$ 29,726
<b>Totals</b>	<b>\$ 29,098</b>	<b>\$ 628</b>	<b>\$ 29,726</b>



**CITY OF LANESBORO, MINNESOTA**  
**BUSINESS-TYPE FUNDS**  
**Bond Retirement Schedules**  
**December 31, 2016**

\$3,031,931 2014 PFA Water Revenue Note

Year	Principal	Interest	Total
2017	\$ 85,347	\$ 27,363	\$ 112,710
2018	86,000	26,570	112,570
2019	87,000	25,710	112,710
2020	88,000	24,840	112,840
2021	88,000	23,960	111,960
2022	89,000	23,080	112,080
2023	90,000	22,190	112,190
2024	91,000	21,290	112,290
2025	92,000	20,380	112,380
2026	93,000	19,460	112,460
2027	94,000	18,530	112,530
2028	95,000	17,590	112,590
2029	96,000	16,640	112,640
2030	97,000	15,680	112,680
2031	98,000	14,710	112,710
2032	99,000	13,730	112,730
2033	100,000	12,740	112,740
2034	101,000	11,740	112,740
2035	102,000	10,730	112,730
2036	103,000	9,710	112,710
2037	105,000	8,680	113,680
2038	106,000	7,630	113,630
2039	107,000	6,570	113,570
2040	108,000	5,500	113,500
2041	109,000	4,420	113,420
2042	110,000	3,330	113,330
2043	111,000	2,230	113,230
2044	112,000	1,120	113,120
<b>Totals</b>	<b>\$ 2,742,347</b>	<b>\$ 416,123</b>	<b>\$ 3,158,470</b>

**CITY OF LANESBORO, MINNESOTA**  
**BUSINESS-TYPE FUNDS**  
**Bond Retirement Schedules**  
**December 31, 2016**

\$165,775 2015 PFA Water Revenue Note

Year	Principal	Interest	Total
2017	\$ 5,000	\$ 1,650	\$ 6,650
2018	5,000	1,600	6,600
2019	5,000	1,550	6,550
2020	5,000	1,500	6,500
2021	5,000	1,450	6,450
2022	5,000	1,400	6,400
2023	5,000	1,350	6,350
2024	6,000	1,300	7,300
2025	6,000	1,240	7,240
2026	6,000	1,180	7,180
2027	6,000	1,120	7,120
2028	6,000	1,060	7,060
2029	6,000	1,000	7,000
2030	6,000	940	6,940
2031	6,000	880	6,880
2032	6,000	820	6,820
2033	6,000	760	6,760
2034	6,000	700	6,700
2035	6,000	640	6,640
2036	6,000	580	6,580
2037	6,000	520	6,520
2038	6,000	460	6,460
2039	6,000	400	6,400
2040	6,000	340	6,340
2041	7,000	280	7,280
2042	7,000	210	7,210
2043	7,000	140	7,140
2044	7,000	70	7,070
<b>Totals</b>	<b>\$ 165,000</b>	<b>\$ 25,140</b>	<b>\$ 190,140</b>

**CITY OF LANESBORO, MINNESOTA**  
**PFA WATER NOTE OF 2014**  
**LOAN RETIREMENT DEBT SERVICE FUND**  
**Supplemental Schedule of Revenues, Expenditures and Change in Fund Balance**  
**For the Years Ended December 31, 2016 and 2015**

	2016	2015
<b>Revenues</b>	<b>\$ 110,183</b>	<b>\$ 161,759</b>
<b>Expenditures</b>		
Principal	90,000	37,931
Interest	23,108	8,192
Total Expenditures	<u>113,108</u>	<u>46,123</u>
Excess Revenues	(2,925)	115,636
Fund Balance - Beginning of Year	<u>115,636</u>	
Fund Balance - End of Year	<u>\$ 112,711</u>	<u>\$ 115,636</u>

**CITY OF LANESBORO, MINNESOTA**  
**PFA WATER NOTE OF 2015**  
**LOAN RETIREMENT DEBT SERVICE FUND**  
**Supplemental Schedule of Revenues, Expenditures and Change in Fund Balance**  
**For the Years Ended December 31, 2016 and 2015**

	2016	2015
<b>Revenues</b>	<b>\$ 5,782</b>	<b>\$ 2,659</b>
<b>Expenditures</b>		
Principal	775	
Interest	638	378
Total Expenditures	<u>1,413</u>	<u>378</u>
Excess Revenues	4,369	2,281
Fund Balance - Beginning of Year	<u>2,281</u>	
Fund Balance - End of Year	<u>\$ 6,650</u>	<u>\$ 2,281</u>

**(This Page is Left Blank Intentionally)**

**INDEPENDENT AUDITOR'S REPORT ON INTERNAL CONTROL OVER FINANCIAL REPORTING AND ON COMPLIANCE AND OTHER MATTERS BASED ON AN AUDIT OF FINANCIAL STATEMENTS PERFORMED IN ACCORDANCE WITH GOVERNMENT AUDITING STANDARDS**

To the City Council  
City of Lanesboro, Minnesota

We have audited, in accordance with the auditing standards generally accepted in the United States of America and the standards applicable to financial audits contained in *Government Auditing Standards* issued by the Comptroller General of the United States, the financial statements of the governmental activities, the business-type activities, each major fund, and the aggregate remaining fund information of the City of Lanesboro, Minnesota, as of and for the year ended December 31, 2016, and the related notes to the financial statements, which collectively comprise the City of Lanesboro, Minnesota's basic financial statements, and have issued our report thereon dated June 22, 2017.

**Internal Control over Financial Reporting**

In planning and performing our audit of the financial statements, we considered the City of Lanesboro, Minnesota's internal control over financial reporting (internal control) to determine the audit procedures that are appropriate in the circumstances for the purpose of expressing our opinions on the financial statements, but not for the purpose of expressing an opinion on the effectiveness of the City of Lanesboro, Minnesota's internal control. Accordingly, we do not express an opinion on the effectiveness of the City of Lanesboro, Minnesota's internal control.

A *deficiency in internal control* exists when the design or operation of a control does not allow management or employees, in the normal course of performing their assigned functions, to prevent, or detect and correct, misstatements on a timely basis. A *material weakness* is a deficiency, or a combination of deficiencies, in internal control, such that there is a reasonable possibility that a material misstatement of the entity's financial statements will not be prevented, or detected and corrected on a timely basis. A *significant deficiency* is a deficiency, or a combination of deficiencies, in internal control that is less severe than a material weakness, yet important enough to merit attention by those charged with governance.

Our consideration of internal control was for the limited purpose described in the first paragraph of this section and was not designed to identify all deficiencies in internal control that might be material weaknesses or, significant deficiencies. Given these limitations, during our audit we did not identify any deficiencies in internal control that we consider to be material weaknesses. We did identify certain deficiencies in internal control, finding 2016-001 described in the accompanying schedule of findings and responses that we consider to be significant deficiencies.

**Compliance and Other Matters**

As part of obtaining reasonable assurance about whether the City of Lanesboro, Minnesota's financial statements are free from material misstatement, we performed tests of its compliance with certain provisions of laws, regulations, contracts, and grant agreements, noncompliance with which could have a direct and material effect on the determination of financial statement amounts. However, providing an opinion on compliance with those provisions was not an objective of our audit, and accordingly, we do not express such an opinion. The results of our tests disclosed no instances of noncompliance or other matters that are required to be reported under *Government Auditing Standards*.

To the City Council  
City of Lanesboro, Minnesota

### **City of Lanesboro, Minnesota's Response to Findings**

City of Lanesboro, Minnesota's response to the findings identified in our audit is described in the accompanying schedule of findings and responses. City of Lanesboro, Minnesota's response was not subjected to the auditing procedures applied in the audit of the financial statements and, accordingly, we express no opinion on it.

### **Purpose of this Report**

The purpose of this report is solely to describe the scope of our testing of internal control and compliance and the results of that testing, and not to provide an opinion on the effectiveness of the entity's internal control or on compliance. This report is an integral part of an audit performed in accordance with *Government Auditing Standards* in considering the entity's internal control and compliance. Accordingly, this communication is not suitable for any other purpose.

*Smith, Schafu and Associates, Ltd.*

Rochester, Minnesota  
June 22, 2017

**CITY OF LANESBORO, MINNESOTA  
SCHEDULE OF FINDINGS AND RESPONSES  
YEAR ENDED DECEMBER 31, 2016**

**FINDINGS – FINANCIAL STATEMENT AUDIT AND MAJOR FEDERAL AWARD PROGRAMS AUDIT**

**SIGNIFICANT DEFICIENCIES**

2016-001 Limited Segregation of Duties

Condition: A limited number of personnel are primarily responsible for the accounting and financial duties relating to the revenue and receipt cycle and the purchase and disbursement cycle.

Criteria: The A-102 Common Rule and OMB Circular A-110 (2 CFR part 215) require that non-Federal entities receiving Federal awards (i.e., auditee management) establish and maintain internal control designed to reasonably ensure compliance with Federal laws, regulations, and program compliance requirements. An important element of internal accounting controls is an adequate segregation of duties that minimizes the opportunities for any one individual to be in a position to both perpetrate and conceal errors or irregularities in the normal course of business.

Effect: Because of the limited size of the City's administrative staff, there is not an adequate segregation of duties.

Cause: There is a limited number of administrative staff.

Recommendation: We recommend that the City continue to segregate duties as best it can within the limits of what the City considers to be cost beneficial.

**CORRECTIVE ACTION PLAN (CAP):**

**Explanation of Disagreement with the Audit Finding:**

There is no disagreement with the audit finding.

**Actions Planned in Response to Findings:**

Our City employs a limited number of individuals to provide the accounting services for the City. The City will continue to segregate duties as best it can within the limits of what it considers to be cost beneficial.

**Official Responsible for Ensuring CAP:**

City Administrator Michele Peterson is the official responsible for ensuring correction action of the deficiency.

**Planned Completion Date of CAP:**

The City will continue to segregate duties the best it can within the limits of what it considers to be cost beneficial.

**Plan to Monitor Completion of CAP:**

Mayor and City Council will monitor this process.

**CITY OF LANESBORO, MINNESOTA  
SUMMARY SCHEDULE OF PRIOR AUDIT FINDINGS  
YEAR ENDED DECEMBER 31, 2016**

**FINDINGS – FINANCIAL STATEMENT AUDIT**

**SIGNIFICANT DEFICIENCIES**

2015-001

2014-001

Limited Segregation of Duties

Condition: A limited number of personnel are primarily responsible for the accounting and financial duties relating to the revenue and receipt cycle and the purchase and disbursement cycle.

Criteria: The A-102 Common Rule and OMB Circular A-110 (2 CFR part 215) require that non-Federal entities receiving Federal awards (i.e., auditee management) establish and maintain internal control designed to reasonably ensure compliance with Federal laws, regulations, and program compliance requirements. An important element of internal accounting controls is an adequate segregation of duties that minimizes the opportunities for any one individual to be in a position to both perpetrate and conceal errors or irregularities in the normal course of business.

Effect: Because of the limited size of the City's administrative staff, there is not an adequate segregation of duties.

Cause: There is a limited number of administrative staff.

Recommendation: We recommend that the City continue to segregate duties as best it can within the limits of what the City considers to be cost beneficial.



## MINNESOTA LEGAL COMPLIANCE

### Independent Auditor's Report

Honorable Mayor and Members  
of the City Council  
City of Lanesboro, Minnesota

We have audited, in accordance with auditing standards generally accepted in the United States of America, and the standards applicable to financial audits contained in *Government Auditing Standards*, issued by the Comptroller General of the United States the financial statements of the City of Lanesboro, Minnesota as of and for the year ended December 31, 2016, and the related notes to the financial statements, which collectively comprise the City of Lanesboro, Minnesota's basic financial statements, and have issued our report thereon dated June 22, 2017.

The *Minnesota Legal Compliance Audit Guide for Cities*, promulgated by the State Auditor pursuant to Minn. Stat. § 6.65, contains seven categories of compliance to be tested: contracting and bidding, deposits and investments, conflicts of interest, public indebtedness, claims and disbursements, miscellaneous provisions, and tax increment financing. Our audit considered all of the listed categories.

In connection with our audit, nothing came to our attention that caused us to believe that the City of Lanesboro, Minnesota failed to comply with the provisions of the *Minnesota Legal Compliance Audit Guide for Cities*. However, our audit was not directed primarily toward obtaining knowledge of such noncompliance. Accordingly, had we performed additional procedures, other matters may have come to our attention regarding the City of Lanesboro, Minnesota's noncompliance with the above referenced provisions.

The purpose of this report is solely to describe the scope of our testing of compliance and the results of that testing, and not to provide an opinion on compliance. Accordingly, this communication is not suitable for any other purpose.

*Smith, Schafner and Associates, Ltd.*

Rochester, Minnesota  
June 22, 2017